

Goat Anti-Rat IgG Fc (DyLight® 650) preadsorbed ab96974

★★★★★ [1 Abreviews](#) [3 图像](#)

概述

产品名称	山羊抗大鼠IgG Fc (DyLight® 650)预吸附二抗
宿主	Goat
靶标种属	Rat
特异性	By immunoelectrophoresis and ELISA this antibody reacts specifically with Rat IgG. No antibody was detected against IgA, IgM or non-immunoglobulin serum proteins. Reduced cross-reactivity to human and mouse IgG was detected.

经测试应用 适用于: IHC-P, ICC/IF, Flow Cyt

最小交叉反应

Human, Mouse

[more details](#)

偶联物 DyLight® 650. Ex: 654nm, Em: 673nm

性能

形式	Liquid
存放说明	Shipped at 4°C. Store at +4°C.
存储溶液	pH: 6.8 Preservative: 0.09% Sodium azide Constituents: 0.2% BSA, PBS
纯度	Immunogen affinity purified
纯化说明	Antiserum was cross adsorbed using human and mouse immunosorbents to remove cross reactive antibodies. Antiserum was solid phase adsorbed to ensure class specificity. This antibody was isolated by affinity chromatography using antigen coupled to agarose beads and conjugated to DyLight® 650.
克隆	多克隆
同种型	IgG
常规说明	DyLight® 650 replaces DyLight® 649.

应用

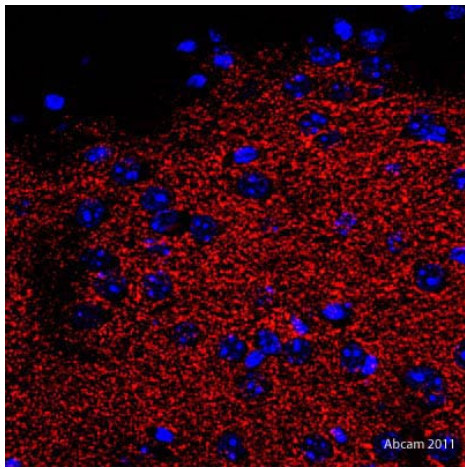
The Abpromise guarantee

Abpromise™ 承诺保证使用ab96974于以下的经测试应用

“应用说明”部分 下显示的仅为推荐的起始稀释度;实际最佳的稀释度/浓度应由使用者检定。

应用	Ab评论	说明
IHC-P		1/50 - 1/500.
ICC/IF	★★★★★ (1)	1/50 - 1/500.
Flow Cyt		1/50 - 1/200.

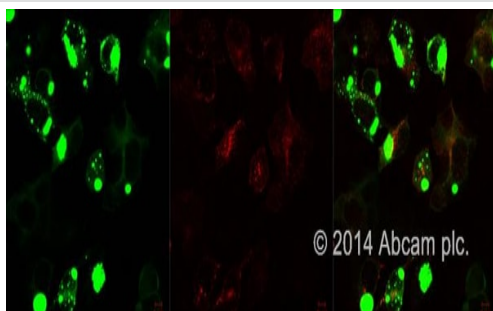
图片



Anti-dopamine transporter (DAT) staining in mouse Formalin Fixed Paraffin Embedded sections. For antigen retrieval HIER in citrate buffer was performed. Goat polyclonal Secondary Antibody to Rat IgG - Fc (DyLight® 650), pre-adsorbed (ab96974) was used as a secondary antibody at a concentration of 1/500.

Immunohistochemistry (Formalin/PFA-fixed paraffin-embedded sections) - Goat Anti-Rat IgG Fc (DyLight® 650) preadsorbed (ab96974)

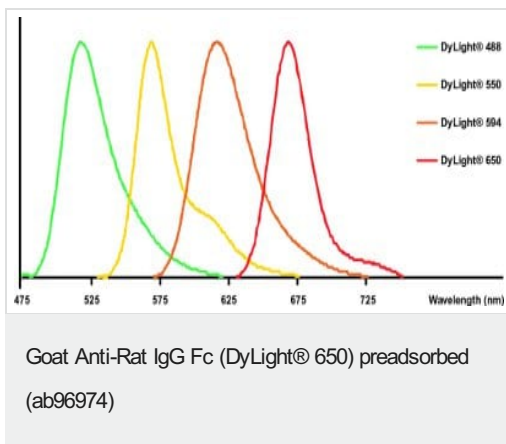
This image is courtesy of an abreview submitted by Carl Hobbs, Kings's College London, United Kingdom.



Immunocytochemistry/Immunofluorescence analysis of HEK293 cells permeabilized with 0.2% Triton X-100 using ab96974 (red) at 1/500 in PBS + 2% BSA for 1 hour.

Immunocytochemistry/ Immunofluorescence - Goat Anti-Rat IgG Fc (DyLight® 650) preadsorbed (ab96974)

This image is courtesy of an Abreview submitted by Ya Zhou



Emission spectra of DyLight® fluorochromes available in our catalog.

Line colors represent the approximate visible colors of the wavelength maxima.

Please note: All products are "FOR RESEARCH USE ONLY. NOT FOR USE IN DIAGNOSTIC PROCEDURES"

Our Abpromise to you: Quality guaranteed and expert technical support

- Replacement or refund for products not performing as stated on the datasheet
- Valid for 12 months from date of delivery
- Response to your inquiry within 24 hours
- We provide support in Chinese, English, French, German, Japanese and Spanish
- Extensive multi-media technical resources to help you
- We investigate all quality concerns to ensure our products perform to the highest standards

If the product does not perform as described on this datasheet, we will offer a refund or replacement. For full details of the Abpromise, please visit <https://www.abcam.cn/abpromise> or contact our technical team.

Terms and conditions

- Guarantee only valid for products bought direct from Abcam or one of our authorized distributors