

Donkey Anti-Goat IgG H&L (HRP) ab6885

126 References 4 图像

概述

产品名称	驴抗山羊IgG H&L (HRP)
宿主	Donkey
靶标种属	Goat
经测试应用	适用于: Dot blot, ELISA, IHC-P, IHC-Fr, Immunomicroscopy, WB, ICC/IF
免疫原	Full length native Goat IgG (purified).
偶联物	HRP

性能

形式	Liquid
存放说明	Shipped at 4°C. Store at +4°C.
存储溶液	pH: 6.50 Preservative: 0.01% Gentamicin sulphate Constituents: 0.42% Tripotassium orthophosphate, 0.87% Sodium chloride, 1% BSA
纯度	Affinity purified
纯化说明	This product was prepared from monospecific antiserum by immunoaffinity chromatography using Goat IgG coupled to agarose beads followed by solid phase adsorption(s) to remove any unwanted reactivities.
共轭说明	Horseradish Peroxidase (HRP)
克隆	多克隆
同种型	IgG

应用

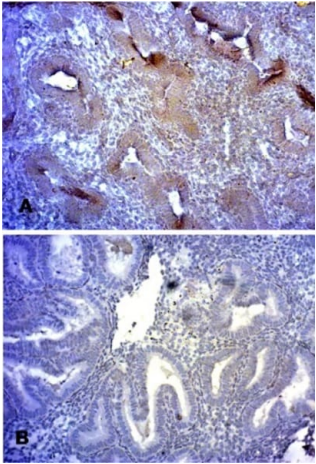
The Abpromise guarantee      **Abpromise™**承诺保证使用ab6885于以下的经测试应用

“应用说明”部分 下显示的仅为推荐的起始稀释度;实际最佳的稀释度/浓度应由使用者检定。

应用	Ab评论	说明
Dot blot		Use at an assay dependent concentration.

应用	Ab评论	说明
ELISA		Use at an assay dependent concentration.
IHC-P		Use at an assay dependent concentration.
IHC-Fr		Use at an assay dependent concentration.
Immunomicroscopy		Use at an assay dependent concentration.
WB		Use at an assay dependent concentration.
ICC/IF		1/1000 - 1/2500.

图片



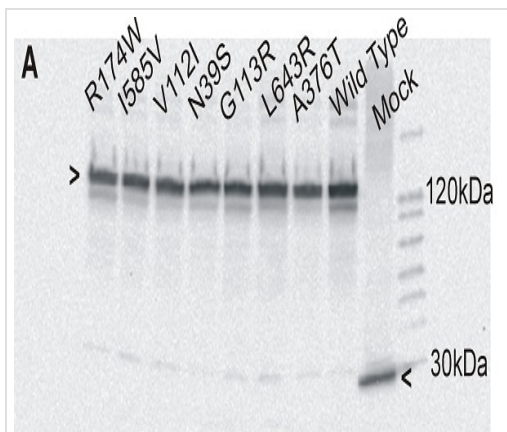
**Immunohistochemistry (Formalin/PFA-fixed paraffin-embedded sections) - Donkey Anti-Goat IgG H&L (HRP) (ab6885)**

Banerjee et al PLoS One. 2013 Nov 15;8(11):e80940. doi: 10.1371/journal.pone.0080940. eCollection 2013. Fig 2. Reproduced under the Creative Commons license <http://creativecommons.org/licenses/by/4.0/>

**Immunohistologic images of expression of endometrial PECAM-1/CD31 in (Panel A) controls and (Panel B) IRSM (Idiopathic recurrent spontaneous miscarriage).**

3-5 µm thick sections obtained from formaldehyde fixed, paraffin-embedded human tissue were dehydrated in graded ethanol. After antigen retrieval, slides were incubated for an hour in 3% blocking serum (BSA) in PBS for controlling non-specific binding of primary antibody. The slides were then incubated with goat anti-PECAM 1. Excess primary antibody was washed with PBS and the sections were again incubated with ab6885.

Labeled cells were visualized with diaminobenzidine (DAB) and sections counterstained with hematoxylin. Next, the slides were dehydrated using series of alcohol gradient and mounted using distrene, tricresyl phosphate (DPX) and xylene.



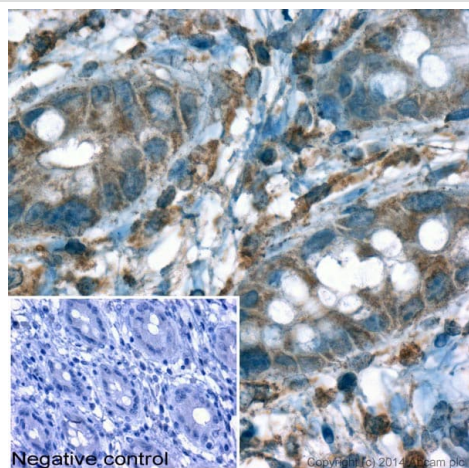
Western blot - Donkey Anti-Goat IgG H&L (HRP)  
(ab6885)

Mavroconstanti et al PLoS One. 2013 Aug 1;8(8):e71445. doi: 10.1371/journal.pone.0071445. Print 2013. Fig S1. Reproduced under the Creative Commons license <http://creativecommons.org/licenses/by/4.0/>

## Expression levels of wild type and variant GFP-CDH13 fusion proteins in HEK-293 cells.

**Panel A:** GFP-CDH13 fusion proteins (26 kDa+105 kDa=?131 kDa) were detected in HEK-293 cells by an antibody against GFP. Mock cells transfected with the empty GFP vector expressed only GFP (26 kDa).

ab6885 used at a 1:5000 dilution.



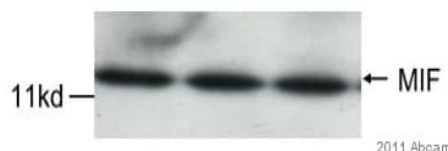
Immunohistochemistry (Formalin/PFA-fixed paraffin-embedded sections) - Donkey Anti-Goat IgG H&L (HRP) (ab6885)

IHC image of beta Actin staining in human normal colon formalin fixed paraffin embedded tissue section\*.

The section was pre-treated using pressure cooker heat mediated antigen retrieval with sodium citrate buffer (pH 6) for 30 mins. The section was incubated with **ab8229**, 10 µg/ml overnight at +4°C. An HRP-conjugated secondary (ab6885, 1/250 dilution) was used for 1 hr at room temperature. The section was counterstained with hematoxylin and mounted with DPX.

The inset **negative control** image is taken from an identical assay without primary antibody.

\*Tissue obtained from the Human Research Tissue Bank, supported by the NIHR Cambridge Biomedical Research Centre



Western blot - Donkey Anti-Goat IgG H&L (HRP)  
(ab6885)

ab6885 was used at dilution 1/5000 with the primary antibody **ab36146** in WB. See the review on **ab36146**.

**Please note:** All products are "FOR RESEARCH USE ONLY. NOT FOR USE IN DIAGNOSTIC PROCEDURES"

### **Our Abpromise to you: Quality guaranteed and expert technical support**

---

- Replacement or refund for products not performing as stated on the datasheet
- Valid for 12 months from date of delivery
- Response to your inquiry within 24 hours
  
- We provide support in Chinese, English, French, German, Japanese and Spanish
- Extensive multi-media technical resources to help you
- We investigate all quality concerns to ensure our products perform to the highest standards

If the product does not perform as described on this datasheet, we will offer a refund or replacement. For full details of the Abpromise, please visit <https://www.abcam.cn/abpromise> or contact our technical team.

### **Terms and conditions**

---

- Guarantee only valid for products bought direct from Abcam or one of our authorized distributors