

Recombinant human VEGF Receptor 3 protein (Active) ab219663

3 图像

描述

产品名称	重组人VEGF Receptor 3蛋白(Active)
生物活性	Measured by its binding ability in a functional ELISA. Immobilized Human VEGF-C, His Tag at 5 µg/mL (100 µL/well) can bind ab219663 with a linear range of 0.6-10 ng/mL. Measured by its binding ability in a functional ELISA. Immobilized ab219663 at 5 µg/mL (100 µL/well) can bind Human VEGF-D, His Tag, Strep Tag with a linear range of 0.08-0.6 µg/mL.
纯度	> 95 % SDS-PAGE.
内毒素水平	< 1.000 Eu/µg
表达系统	HEK 293 cells
Accession	P35916
蛋白长度	Protein fragment
无动物成分	No
性质	Recombinant
种属	Human
预测分子量	111 kDa including tags
氨基酸	25 to 776
标签	Fc tag C-Terminus
额外的序列信息	Extracellular domain. This protein carries a human IgG1 Fc tag at the C-terminus.

技术指标


Our **Abpromise guarantee** covers the use of **ab219663** in the following tested applications.

The application notes include recommended starting dilutions; optimal dilutions/concentrations should be determined by the end user.

应用	SDS-PAGE Functional Studies
形式	Lyophilized

制备和贮存

稳定性和存储	<p>Shipped at 4°C. Store at -80°C. Avoid freeze / thaw cycle.</p> <p>pH: 7.4</p> <p>Constituents: 0.61% Tris, 0.75% Glycine, 5% Trehalose, 0.44% L-Arginine, 0.87% Sodium chloride</p> <p>Lyophilized from 0.22 µm filtered solution.</p> <p>5-10% trehalose is commonly used for freeze drying, and after reconstitution, the trehalose is mostly about 3-5%</p> <p>This product is an active protein and may elicit a biological response in vivo, handle with caution.</p>
复溶	<p>Reconstitute with sterile deionized water to a concentration of 200 µg/ml.</p>
常规信息	
功能	<p>Receptor for VEGFC. Has a tyrosine-protein kinase activity.</p>
组织特异性	<p>Placenta, lung, heart, and kidney, does not seem to be expressed in pancreas and brain.</p>
疾病相关	<p>Defects in FLT4 are the cause of lymphedema hereditary type 1A (LMPH1A) [MIM:153100]; also known as Nonne-Milroy lymphedema or Milroy disease. Hereditary lymphedema is a chronic disabling condition which results in swelling of the extremities due to altered lymphatic flow. Patients with lymphedema suffer from recurrent local infections and physical impairment. Note=Defects in FLT4 are found in juvenile hemangioma. Juvenile hemangiomas are the most common tumors of infancy, occurring as many as 10% of all births. These benign vascular lesions enlarge rapidly during the first year of life by hyperplasia of endothelial cells and attendant pericytes, and then spontaneously involute over a period of years, leaving loose fibrofatty tissue.</p>
序列相似性	<p>Belongs to the protein kinase superfamily. Tyr protein kinase family. CSF-1/PDGF receptor subfamily.</p> <p>Contains 7 Ig-like C2-type (immunoglobulin-like) domains.</p> <p>Contains 1 protein kinase domain.</p>
细胞定位	<p>Membrane.</p>
图片	



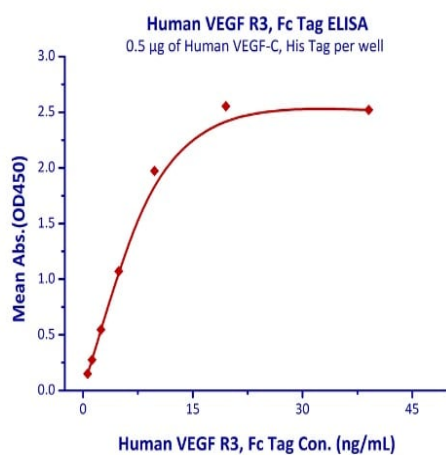
SDS-PAGE - Recombinant human VEGF Receptor 3 protein (Active) (ab219663)

ab219663 on SDS-PAGE under reducing (R) and non-reducing (NR) conditions.

The gel was stained overnight with Coomassie Blue.

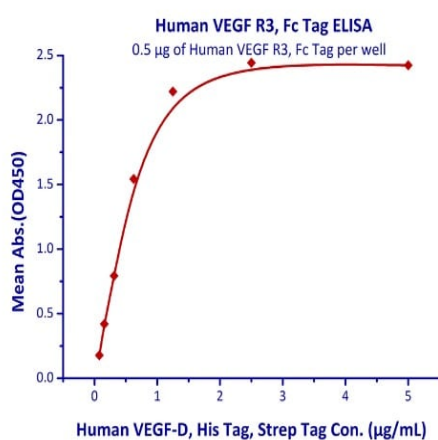
The purity of the protein is greater than 95%.

The protein has a calculated MW of 111.2 kDa. As a result of glycosylation, the protein migrates as 140-160 kDa under reducing (R) conditions and 280-320 kDa under non-reducing (NR) conditions.



Functional Studies - Recombinant human VEGF Receptor 3 protein (Active) (ab219663)

Immobilized Human VEGF-C, His Tag at 5 µg/mL (100 µL/well) can bind ab219663 with a linear range of 0.6-10 ng/mL.



Functional Studies - Recombinant human VEGF Receptor 3 protein (Active) (ab219663)

Immobilized ab219663 at 5 µg/mL (100 µL/well) can bind Human VEGF-D, His Tag, Strep Tag with a linear range of 0.08-0.6 µg/mL.

Please note: All products are "FOR RESEARCH USE ONLY. NOT FOR USE IN DIAGNOSTIC PROCEDURES"

Our Abpromise to you: Quality guaranteed and expert technical support

- Replacement or refund for products not performing as stated on the datasheet
- Valid for 12 months from date of delivery
- Response to your inquiry within 24 hours

- We provide support in Chinese, English, French, German, Japanese and Spanish
- Extensive multi-media technical resources to help you
- We investigate all quality concerns to ensure our products perform to the highest standards

If the product does not perform as described on this datasheet, we will offer a refund or replacement. For full details of the Abpromise, please visit <https://www.abcam.cn/abpromise> or contact our technical team.

Terms and conditions

- Guarantee only valid for products bought direct from Abcam or one of our authorized distributors