

Recombinant human PBK/SPK protein ab85275

5 图像

描述

产品名称	重组人PBK/SPK蛋白
生物活性	The Specific activity of ab85275 was determined to be 6.2 nmol/min/mg.
纯度	> 90 % Densitometry. Affinity purified.
表达系统	Baculovirus infected Sf9 cells
蛋白长度	Full length protein
无动物成分	No
性质	Recombinant
种属	Human

技术指标

Our Abpromise guarantee covers the use of ab85275 in the following tested applications.	
The application notes include recommended starting dilutions; optimal dilutions/concentrations should be determined by the end user.	
应用	Western blot Functional Studies
形式	Liquid
补充说明	ab64311 (Myelin Basic Protein protein) can be utilized as a substrate for assessing kinase activity This product was previously labelled as PBK

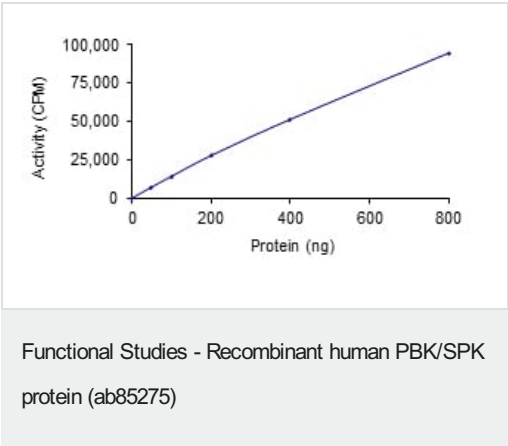
制备和贮存

稳定性和存储	Shipped on dry ice. Upon delivery aliquot and store at -80°C. Avoid freeze / thaw cycles. pH: 7.50 Constituents: 0.0038% EGTA, 0.00174% PMSF, 0.00385% DTT, 0.79% Tris HCl, 0.00292% EDTA, 25% Glycerol (glycerin, glycerine), 0.87% Sodium chloride This product is an active protein and may elicit a biological response in vivo, handle with caution.
--------	--

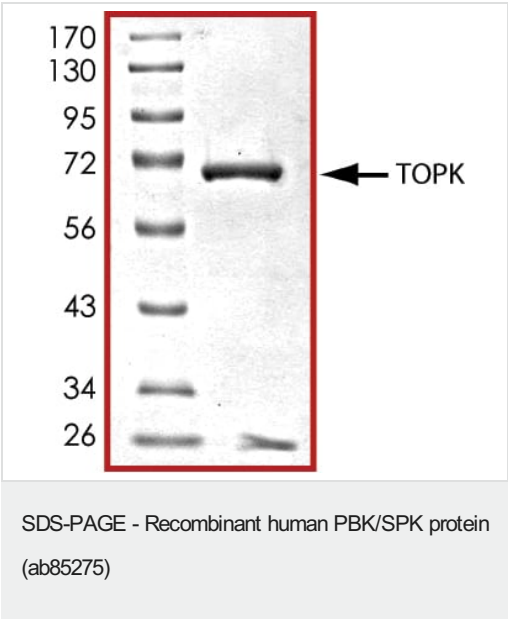
常规信息

功能	Phosphorylates MAP kinase p38. Seems to be active only in mitosis. May also play a role in the activation of lymphoid cells. When phosphorylated, forms a complex with TP53, leading to TP53 destabilization and attenuation of G2/M checkpoint during doxorubicin-induced DNA damage.
组织特异性	Expressed in the testis and placenta. In the testis, restrictedly expressed in outer cell layer of seminiferous tubules.
序列相似性	Belongs to the protein kinase superfamily. Ser/Thr protein kinase family. MAP kinase kinase subfamily. Contains 1 protein kinase domain.
翻译后修饰	Phosphorylated; in a cell-cycle dependent manner at mitosis.

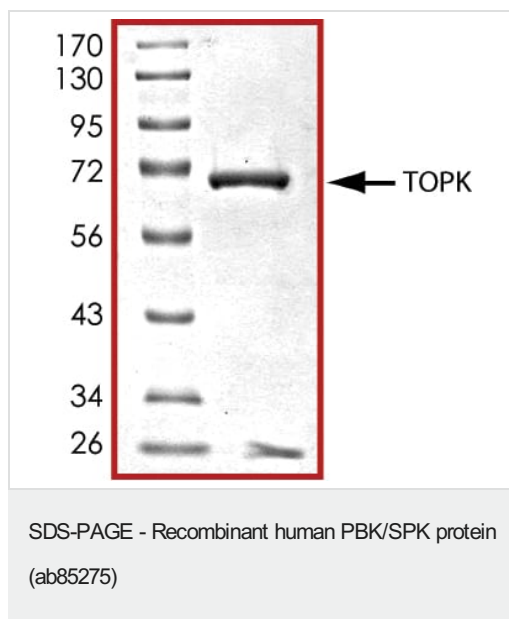
图片



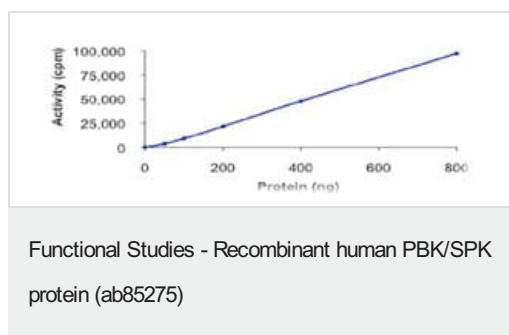
The specific activity of PBK/SPK (ab85275) was determined to be 7.5 nmol/min/mg as per activity assay protocol




SDS PAGE analysis of ab85275



SDS PAGE analysis of ab85275



The Specific activity of ab85275 was determined to be 6.2 nmol/min/mg.



SDS-PAGE showing ab85275 at approximately 68kDa.

Please note: All products are "FOR RESEARCH USE ONLY. NOT FOR USE IN DIAGNOSTIC PROCEDURES"

Our Abpromise to you: Quality guaranteed and expert technical support

- Replacement or refund for products not performing as stated on the datasheet
- Valid for 12 months from date of delivery

- Response to your inquiry within 24 hours
- We provide support in Chinese, English, French, German, Japanese and Spanish
- Extensive multi-media technical resources to help you
- We investigate all quality concerns to ensure our products perform to the highest standards

If the product does not perform as described on this datasheet, we will offer a refund or replacement. For full details of the Abpromise, please visit <https://www.abcam.cn/abpromise> or contact our technical team.

Terms and conditions

- Guarantee only valid for products bought direct from Abcam or one of our authorized distributors