

Recombinant human Flt3 / CD135 protein (Fc Chimera Active) ab83998

3 图像

描述	
产品名称	重组人Flt3 / CD135蛋白(Fc Chimera Active)
生物活性	Activity: The ED ₅₀ of ab83998 is typically 1.0 -2.0 ng/ml as measured by its ability to neutralize Flt3 mediated proliferation of the OCI/AML5 human leukemia cell line.
纯度	> 95 % SDS-PAGE.
表达系统	HEK 293 cells
Accession	<u>P36888</u>
蛋白长度	Protein fragment
无动物成分	No
性质	Recombinant
种属	Human
序列	<div>Theoretical Sequence: NQDLPVIKCVLINHKNNDSVVGKSSSYPMVSESPEDLGC ALRPQSSGTVYEAAAVEVDVSASITLQVL VDAPGNISCLWVFKHSSLN CQPHFDLQNRGVVSMVILKMTETQAGEYLLFIQSEATNYTIL FTVSIRNT L LYTLRRPYFRKMENQDALVCISESVPEPIVEWVLCD SQGES C KEESP AVVKKEEKVLHELFGTDIRCC ARNELGRECTRLFTIDLNQTPQTTL PQ LFLKVGEPLWIRCKAVHVNHGFGLTWELENKALEEGNYFEM STYSTNR TMIRILFAFVSSVARNDTGYYTCSSSKHPSQSALVTIVEKGF INATNSSE DYEIDQYEEFCFS VRFKAYPQIRCTWTF SRKSFPCEQKGLDNGYSISK FCNHKHQPGEYIFHAENDDAQFTKMFTLNIRRK PQVLAEASASQASCF SDGYPLPSWTWKKCDKSPNCTEEITEGVWNRKANRKFVGQW VSSSTLNM SEAIKGLVKKCAYNLSLGTSCETILLNSPGPFPIQDRIPKV DKKVEP KSCDKTHTCPPCPAPELLGGPS VFLFPPKPKDTLMISRTPEVTCVVVD</div>

VSHEDPEVKFNWYVDGVEVHNAKTKPREEQYNSTYRVVSVL
TVLHQDW
LNGKEYKCRVSNKALPAPIEKTISKAKGQPREPQVYTLPPSR
DELTKNQV SLTCLVKGFYP
SDIAVEWESNGQPENNYKTTPVLDSGDSFFLYSKLT
VDKSRWQQGNVFCFSVMHEALHNHYTQKS LSLSPGK

额外的序列信息

Fused with the Fc region of Human IgG1 at the C-terminus.

技术指标

Our **Abpromise guarantee** covers the use of **ab83998** in the following tested applications.

The application notes include recommended starting dilutions; optimal dilutions/concentrations should be determined by the end user.

应用	SDS-PAGE
	Functional Studies
形式	Lyophilized

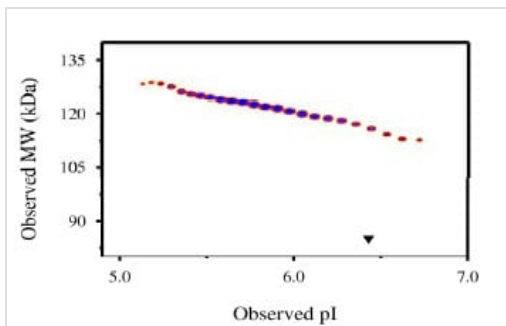
制备和贮存

稳定性和存储	Shipped at 4°C. After reconstitution store at -20°C. Avoid freeze / thaw cycles. Constituents: 1% Human serum albumin, 10% Trehalose This product is an active protein and may elicit a biological response in vivo, handle with caution.
复溶	It is recommended that 0.5 ml of sterile phosphate-buffered saline be added to the vial. Following reconstitution short-term storage at 4°C is recommended, and longer-term storage of aliquots at -18 to -20°C. Repeated freeze thawing is not recommended.

常规信息

功能	Receptor for the FL cytokine. Has a tyrosine-protein kinase activity.
组织特异性	Bone marrow cells.
序列相似性	Belongs to the protein kinase superfamily. Tyr protein kinase family. CSF-1/PDGF receptor subfamily. Contains 1 Ig-like C2-type (immunoglobulin-like) domain. Contains 1 protein kinase domain.
细胞定位	Membrane.

图片

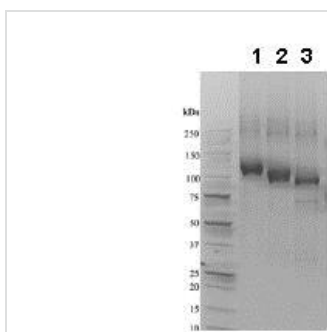


Functional Studies - Recombinant human Flt3 /
CD135 protein (Fc Chimera Active) (ab83998)

Densitometry of protein isoforms visualised by 2-DE.

The densitometry scan demonstrates the purified human cell expressed protein exists in multiple isoforms, which differ according to their level of post-translational modification.

The triangle indicates the theoretical MW and pI of the protein.



SDS-PAGE - Recombinant human Flt3 / CD135
protein (Fc Chimera Active) (ab83998)

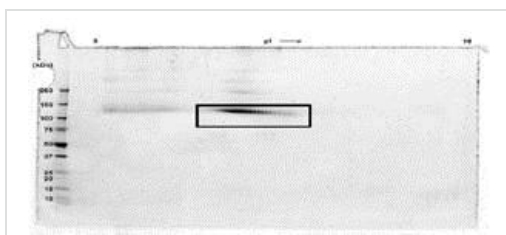
1D SDS-PAGE of ab83998 before and after treatment with glycosidases to remove oligosaccharides.

Lane 1: ab83998

Lane 2: ab83998 treated with PNGase F to remove potential N-linked glycans

Lane 3: ab83998 treated with a glycosidase cocktail to remove potential N- and O-linked glycans.

10 µg protein loaded per lane; Deep Purple™ stained.



SDS-PAGE - Recombinant human Flt3 / CD135
protein (Fc Chimera Active) (ab83998)

A sample of ab83998 without carrier protein was reduced and alkylated and focused on a 3-10 IPG strip then run on a 4-20% Tris-HCl 2D gel. 40 µg protein loaded. Spot train indicates presence of multiple isoforms.

Please note: All products are "FOR RESEARCH USE ONLY. NOT FOR USE IN DIAGNOSTIC PROCEDURES"

Our Abpromise to you: Quality guaranteed and expert technical support

- Replacement or refund for products not performing as stated on the datasheet
- Valid for 12 months from date of delivery
- Response to your inquiry within 24 hours
- We provide support in Chinese, English, French, German, Japanese and Spanish
- Extensive multi-media technical resources to help you
- We investigate all quality concerns to ensure our products perform to the highest standards

If the product does not perform as described on this datasheet, we will offer a refund or replacement. For full details of the Abpromise, please visit <https://www.abcam.cn/abpromise> or contact our technical team.

Terms and conditions

- Guarantee only valid for products bought direct from Abcam or one of our authorized distributors