

Recombinant human CASK protein ab131707

5 图像

描述

产品名称	重组人CASK蛋白
生物活性	The specific activity of ab131707 was determined to be 3 nmol/min/mg.
纯度	> 95 % SDS-PAGE. Assessed by densitometry. Affinity purified.
表达系统	Baculovirus infected Sf9 cells
Accession	<u>O14936</u>
蛋白长度	Protein fragment
无动物成分	No
性质	Recombinant
种属	Human
预测分子量	95 kDa including tags
氨基酸	1 to 564
标签	GST tag N-Terminus

技术指标

Our **Abpromise guarantee** covers the use of **ab131707** in the following tested applications.

The application notes include recommended starting dilutions; optimal dilutions/concentrations should be determined by the end user.

应用	Functional Studies SDS-PAGE Western blot
形式	Liquid
补充说明	<u>ab204874</u> (PKI-alpha peptide) can be utilized as a substrate for assessing kinase activity

制备和贮存

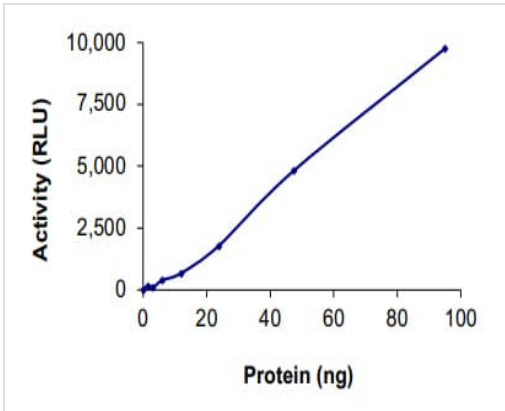
稳定性和存储	Shipped on dry ice. Upon delivery aliquot and store at -80°C. Avoid freeze / thaw cycles. pH: 7.50 Constituents: 0.31% Glutathione, 0.002% PMSF, 0.005% DTT, 0.79% Tris HCl, 0.003% EDTA, 25% Glycerol (glycerin, glycerine), 0.88% Sodium chloride
--------	---

This product is an active protein and may elicit a biological response in vivo, handle with caution.

常规信息


功能	Multidomain scaffolding protein with a role in synaptic transmembrane protein anchoring and ion channel trafficking. Contributes to neural development and regulation of gene expression via interaction with the transcription factor TRB1. Binds to cell-surface proteins, including amyloid precursor protein, neuexins and syndecans. May mediate a link between the extracellular matrix and the actin cytoskeleton via its interaction with syndecan and with the actin/spectrin-binding protein 4.1.
组织特异性	Ubiquitous. Expression is significantly greater in brain relative to kidney, lung, and liver and in fetal brain and kidney relative to lung and liver.
疾病相关	<p>Defects in CASK are the cause of mental retardation X-linked CASK-related (MRXCASK) [MIM:300749]. Mental retardation is characterized by significantly below average general intellectual functioning associated with impairments in adaptive behavior and manifested during the developmental period. Patients with mental retardation X-linked CASK-related can manifest a severe phenotype consisting of severe intellectual deficit, congenital or postnatal microcephaly, disproportionate brainstem and cerebellar hypoplasia (MICPCH Syndrome). A milder phenotype consists of mental retardation alone or associated with nystagmus.</p> <p>Defects in CASK are the cause of FG syndrome type 4 (FGS4) [MIM:300422]. FG syndrome (FGS) is an X-linked disorder characterized by mental retardation, relative macrocephaly, hypotonia and constipation.</p>
序列相似性	<p>In the N-terminal section; belongs to the protein kinase superfamily. CAMK Ser/Thr protein kinase family. CaMK subfamily.</p> <p>Belongs to the MAGUK family.</p> <p>Contains 1 guanylate kinase-like domain.</p> <p>Contains 2 L27 domains.</p> <p>Contains 1 PDZ (DHR) domain.</p> <p>Contains 1 protein kinase domain.</p> <p>Contains 1 SH3 domain.</p>
结构域	<p>The first L27 domain binds DLG1 and the second L27 domain probably binds LIN7.</p> <p>The protein kinase domain mediates the interaction with FCHSD2.</p>
细胞定位	Nucleus. Cytoplasm. Cell membrane.

图片



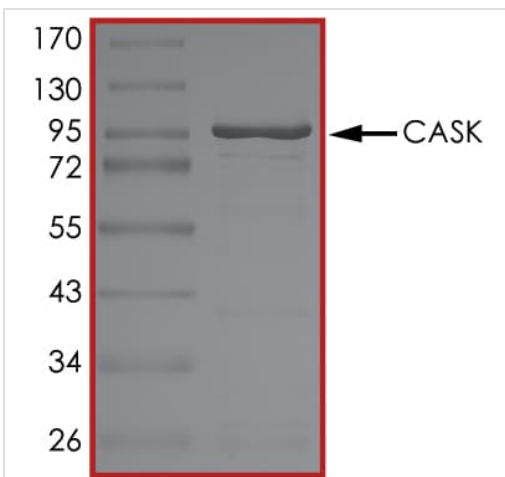
The specific activity of CASK (ab131707) was determined to be 0.24 nmol/min/mg as per activity assay protocol and was equivalent to 3.5 nmol/min/mg as per radiometric assay

Functional Studies - Recombinant human CASK protein (ab131707)



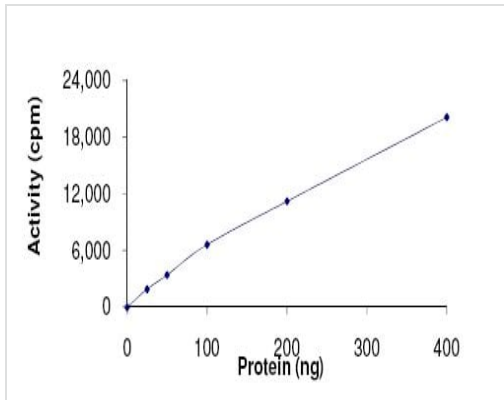
SDS PAGE analysis of ab131707

SDS-PAGE - Recombinant human CASK protein (ab131707)



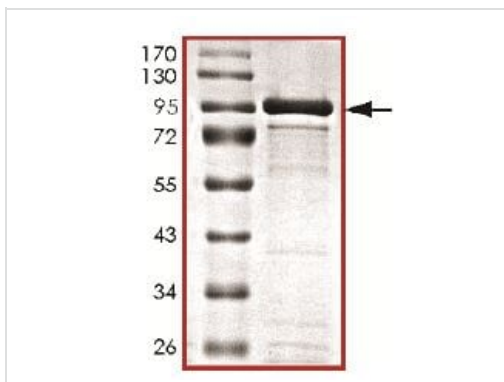
SDS PAGE analysis of ab131707

SDS-PAGE - Recombinant human CASK protein (ab131707)



The specific activity of ab131707 was determined to be 3 nmol/min/mg.

Functional Studies - Recombinant human CASK protein (ab131707)



The purity of ab131707 was determined to be >95% by densitometry.

SDS-PAGE - Recombinant human CASK protein (ab131707)

Please note: All products are "FOR RESEARCH USE ONLY. NOT FOR USE IN DIAGNOSTIC PROCEDURES"

Our Abpromise to you: Quality guaranteed and expert technical support

- Replacement or refund for products not performing as stated on the datasheet
- Valid for 12 months from date of delivery
- Response to your inquiry within 24 hours
- We provide support in Chinese, English, French, German, Japanese and Spanish
- Extensive multi-media technical resources to help you
- We investigate all quality concerns to ensure our products perform to the highest standards

If the product does not perform as described on this datasheet, we will offer a refund or replacement. For full details of the Abpromise, please visit <https://www.abcam.cn/abpromise> or contact our technical team.

Terms and conditions

- Guarantee only valid for products bought direct from Abcam or one of our authorized distributors