

# Neuropilin 1 peptide ab189308

[2 References](#) [1 图像](#)

### 描述

---

产品名称	Neuropilin 1多肽
Accession	<b><u>O14786</u></b>
无动物成分	No
性质	Synthetic

### 技术指标

---

Our **Abpromise guarantee** covers the use of **ab189308** in the following tested applications.

The application notes include recommended starting dilutions; optimal dilutions/concentrations should be determined by the end user.

应用	Blocking - Blocking peptide for Anti-Neuropilin 1 antibody [EPR3113] ( <b><u>ab81321</u></b> )
形式	Lyophilized
补充说明	Blocking peptide for <b><u>ab81321</u></b> .  <i>- First try to dissolve a small amount of peptide in either water or buffer. The more charged residues on a peptide, the more soluble it is in aqueous solutions.</i> <i>- If the peptide doesn't dissolve try an organic solvent e.g. DMSO, then dilute using water or buffer.</i> <i>- Consider that any solvent used must be compatible with your assay. If a peptide does not dissolve and you need to recover it, lyophilise to remove the solvent.</i> <i>- Gentle warming and sonication can effectively aid peptide solubilisation. If the solution is cloudy or has gelled the peptide may be in suspension rather than solubilised.</i> <i>- Peptides containing cysteine are easily oxidised, so should be prepared in solution just prior to use.</i>

### 制备和贮存

---

稳定性和存储	Shipped at 4°C. Store at -20°C or -80°C.  Information available upon request.
--------	---

### 常规信息

---

功能	The membrane-bound isoform 1 is a receptor involved in the development of the cardiovascular
----	--

system, in angiogenesis, in the formation of certain neuronal circuits and in organogenesis outside the nervous system. It mediates the chemorepulsant activity of semaphorins. It binds to semaphorin 3A, The PLGF-2 isoform of PGF, The VEGF-165 isoform of VEGF and VEGF-B. Coexpression with KDR results in increased VEGF-165 binding to KDR as well as increased chemotaxis. It may regulate VEGF-induced angiogenesis.

The soluble isoform 2 binds VEGF-165 and appears to inhibit its binding to cells. It may also induce apoptosis by sequestering VEGF-165. May bind as well various members of the semaphorin family. Its expression has an averse effect on blood vessel number and integrity.

#### 组织特异性

The expression of isoforms 1 and 2 does not seem to overlap. Isoform 1 is expressed by the blood vessels of different tissues. In the developing embryo it is found predominantly in the nervous system. In adult tissues, it is highly expressed in heart and placenta; moderately in lung, liver, skeletal muscle, kidney and pancreas; and low in adult brain. Isoform 2 is found in liver hepatocytes, kidney distal and proximal tubules.

#### 序列相似性





Belongs to the neuropilin family.  
Contains 2 CUB domains.  
Contains 2 F5/8 type C domains.  
Contains 1 MAM domain.

#### 细胞定位

Secreted and Cell membrane.

#### 图片

**Choose the best for your experiment from thousands of proteins and peptides**

-  Reinforce the validity of your results with **protein controls**
-  Validate specific, reliable reagents with **blocking peptides**
-  Keep working on targets without specific antibodies with **fusion-tagged proteins**
-  Get consistent, reproducible results with premium **bioactive proteins**

Neuropilin 1 peptide (ab189308)

To learn more about our protein and peptide range click [here](#).

**Please note:** All products are "FOR RESEARCH USE ONLY. NOT FOR USE IN DIAGNOSTIC PROCEDURES"

#### Our Abpromise to you: Quality guaranteed and expert technical support

- Replacement or refund for products not performing as stated on the datasheet
- Valid for 12 months from date of delivery
- Response to your inquiry within 24 hours
- We provide support in Chinese, English, French, German, Japanese and Spanish
- Extensive multi-media technical resources to help you

- We investigate all quality concerns to ensure our products perform to the highest standards

If the product does not perform as described on this datasheet, we will offer a refund or replacement. For full details of the Abpromise, please visit <https://www.abcam.cn/abpromise> or contact our technical team.

### **Terms and conditions**

---

- Guarantee only valid for products bought direct from Abcam or one of our authorized distributors