

### Anti-XAB2 antibody [EPR8971] ab180181

**重组** RabMAb

#### 5 图像

#### 概述

产品名称	Anti-XAB2抗体[EPR8971]
描述	兔单克隆抗体[EPR8971] to XAB2
宿主	Rabbit
经测试应用	<b>适用于:</b> ICC/IF, WB, IHC-P <b>不适用于:</b> Flow Cyt or IP
种属反应性	<b>与反应:</b> Human
免疫原	Synthetic peptide within Human XAB2 aa 750-850 (Cysteine residue). The exact sequence is proprietary. Database link: <a href="#">Q9HCS7</a>
阳性对照	HeLa, K562 and HepG2 whole cell lysate ( <a href="#">ab7900</a> ); Human breast and Human uterus tissues; HepG2 cells.
常规说明	<p>This product is a recombinant monoclonal antibody, which offers several advantages including:</p> <ul style="list-style-type: none"> <li>- High batch-to-batch consistency and reproducibility</li> <li>- Improved sensitivity and specificity</li> <li>- Long-term security of supply</li> <li>- Animal-free production</li> </ul> <p>For more information <a href="#">see here</a>.</p> <p>Our RabMAb<sup>®</sup> technology is a patented hybridoma-based technology for making rabbit monoclonal antibodies. For details on our patents, please refer to <a href="#">RabMAb<sup>®</sup> patents</a>.</p> <p>Mouse, Rat: We have preliminary internal testing data to indicate this antibody may not react with these species. Please contact us for more information.</p>

#### 性能

形式	Liquid
存放说明	Shipped at 4°C. Store at +4°C short term (1-2 weeks). Upon delivery aliquot. Store at -20°C long term. Avoid freeze / thaw cycle.
存储溶液	pH: 7.20 Preservative: 0.01% Sodium azide Constituents: 9% PBS, 40% Glycerol (glycerin, glycerine), 0.05% BSA, 50% Tissue culture

	supernatant
纯度	Tissue culture supernatant
克隆	单克隆
克隆编号	EPR8971
同种型	IgG

应用

The Abpromise guarantee      **Abpromise™**承诺保证使用ab180181于以下的经测试应用

“应用说明”部分 下显示的仅为推荐的起始稀释度;实际最佳的稀释度/浓度应由使用者检定。

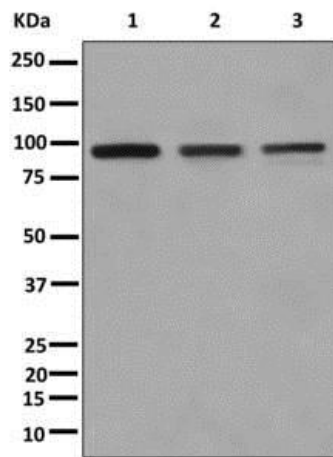
应用	Ab评论	说明
ICC/IF		1/50 - 1/100.
WB		1/1000 - 1/10000. Predicted molecular weight: 100 kDa.
IHC-P		1/50 - 1/100. Perform heat mediated antigen retrieval with citrate buffer pH 6 before commencing with IHC staining protocol. Antigen retrieval is recommended.

应用说明      Is unsuitable for Flow Cyt or IP.

靶标

功能	Involved in transcription-coupled repair (TCR), transcription and pre-mRNA splicing.
序列相似性	Belongs to the crooked-neck family. Contains 14 HAT repeats.
细胞定位	Nucleus. Detected in the splicing complex carrying pre-mRNA.

图片



Western blot - Anti-XAB2 antibody [EPR8971]  
(ab180181)

**All lanes** : Anti-XAB2 antibody [EPR8971] (ab180181) at 1/1000 dilution

**Lane 1** : HeLa cell lysate

**Lane 2** : K562 cell lysate

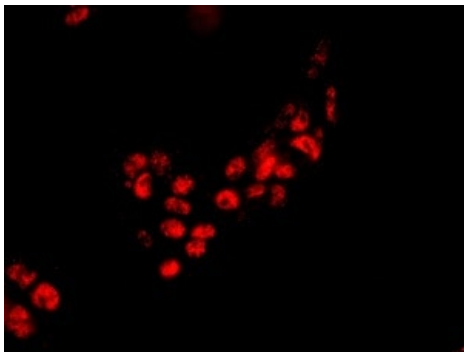
**Lane 3** : HepG2 cell lysate

Lysates/proteins at 10 µg per lane.

#### Secondary

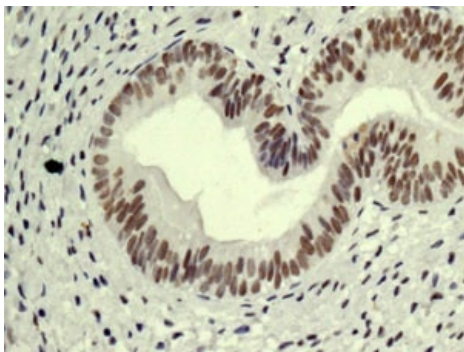
**All lanes** : HRP labelled goat anti-rabbit at 1/2000 dilution

**Predicted band size:** 100 kDa



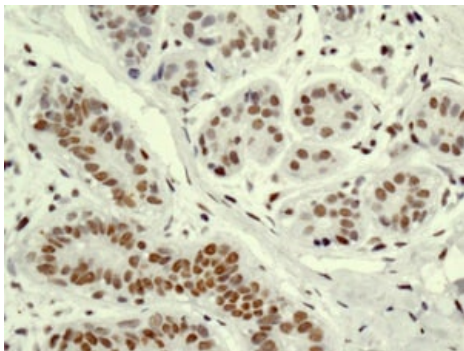
Immunocytochemistry/ Immunofluorescence - Anti-XAB2 antibody [EPR8971] (ab180181)

Immunofluorescent analysis of HepG2 cells labeling XAB2 with ab180181 at 1/50.



Western blot - Anti-XAB2 antibody [EPR8971]  
(ab180181)

Immunohistochemical analysis of paraffin embedded Human uterus tissue labeling XAB2 with ab180181 at 1/50.



Immunohistochemistry (Formalin/PFA-fixed paraffin-embedded sections) - Anti-XAB2 antibody [EPR8971] (ab180181)

Immunohistochemical analysis of paraffin embedded Human breast tissue labeling XAB2 with ab180181 at 1/50.

Perform heat mediated antigen retrieval with citrate buffer pH 6 before commencing with IHC staining protocol.

#### Why choose a recombinant antibody?



**Research with confidence**  
Consistent and reproducible results



**Long-term and scalable supply**  
Recombinant technology



**Success from the first experiment**  
Confirmed specificity



**Ethical standards compliant**  
Animal-free production

Anti-XAB2 antibody [EPR8971] (ab180181)

**Please note:** All products are "FOR RESEARCH USE ONLY. NOT FOR USE IN DIAGNOSTIC PROCEDURES"

#### Our Abpromise to you: Quality guaranteed and expert technical support

- Replacement or refund for products not performing as stated on the datasheet
- Valid for 12 months from date of delivery
- Response to your inquiry within 24 hours
- We provide support in Chinese, English, French, German, Japanese and Spanish
- Extensive multi-media technical resources to help you
- We investigate all quality concerns to ensure our products perform to the highest standards

If the product does not perform as described on this datasheet, we will offer a refund or replacement. For full details of the Abpromise,

please visit <https://www.abcam.cn/abpromise> or contact our technical team.

## **Terms and conditions**

---

- Guarantee only valid for products bought direct from Abcam or one of our authorized distributors