




Anti-USP15 antibody ab4850

★★★★☆ [1 Abreviews](#) [1 References](#) [1 图像](#)

概述

产品名称	Anti-USP15抗体
描述	山羊多克隆抗体to USP15
宿主	Goat
经测试应用	适用于: IHC-P
种属反应性	与反应: Human 预测可用于: Rat, Cow, Dog, Pig 
免疫原	Synthetic peptide corresponding to Human USP15 aa 970-981 (C terminal). Sequence: NDIENENCMHTN Database link: Q9Y4E8  Run BLAST with  Run BLAST with
常规说明	Gene Ontology terms - ubiquitin-specific protease activity; cysteine-type endopeptidase activity; deubiquitination. The Life Science industry has been in the grips of a reproducibility crisis for a number of years. Abcam is leading the way in addressing this with our range of recombinant monoclonal antibodies and knockout edited cell lines for gold-standard validation. Please check that this product meets your needs before purchasing. If you have any questions, special requirements or concerns, please send us an inquiry and/or contact our Support team ahead of purchase. Recommended alternatives for this product can be found below, along with publications, customer reviews and Q&As

性能

形式	Liquid
存放说明	Shipped at 4°C. Store at +4°C short term (1-2 weeks). Upon delivery aliquot. Store at -20°C long term. Avoid freeze / thaw cycle.
存储溶液	pH: 7.30 Preservative: 0.02% Sodium azide Constituents: Tris buffered saline, 0.5% BSA
纯度	Immunogen affinity purified

纯化说明	Purified from goat serum by ammonium sulphate precipitation followed by antigen affinity chromatography using the immunizing peptide.
克隆	多克隆
同种型	IgG

应用

The Abpromise guarantee **Abpromise™**承诺保证使用ab4850于以下的经测试应用

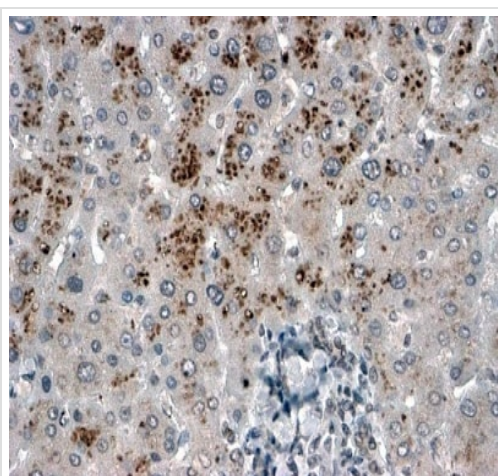
“应用说明”部分 下显示的仅为推荐的起始稀释度;实际最佳的稀释度/浓度应由使用者检定。

应用	Ab评论	说明
IHC-P		Use a concentration of 2.5 - 3.8 µg/ml. Perform heat mediated antigen retrieval with citrate buffer (pH6).

靶标

功能	Protease that degrades 'Lys-48'-linked polyubiquitin chains. Protects target proteins against proteasomal degradation. Protects APC and human papillomavirus type 16 protein E6 against degradation via the ubiquitin proteasome pathway.
组织特异性	Expressed in skeletal muscle, kidney, heart, placenta, liver, thymus, lung, and ovary, with little or no expression in other tissues.
序列相似性	Belongs to the peptidase C19 family. Contains 1 DUSP domain.
翻译后修饰	Phosphorylated. Phosphorylation protects against ubiquitination and subsequent degradation by the proteasome. Ubiquitinated, leading to degradation by the proteasome.

图片



Immunohistochemical analysis of paraffin embedded Human Liver labeling USP15 with ab4850 at 2.5-3.8µg/ml. The image shows patterned intracellular staining in hepatocytes.

Steamed antigen retrieval with citrate buffer pH 6, HRP-staining.

Immunohistochemistry (Formalin/PFA-fixed paraffin-embedded sections) - Anti-USP15 antibody (ab4850)

Please note: All products are "FOR RESEARCH USE ONLY. NOT FOR USE IN DIAGNOSTIC PROCEDURES"

Our Abpromise to you: Quality guaranteed and expert technical support

- Replacement or refund for products not performing as stated on the datasheet
- Valid for 12 months from date of delivery
- Response to your inquiry within 24 hours
- We provide support in Chinese, English, French, German, Japanese and Spanish
- Extensive multi-media technical resources to help you
- We investigate all quality concerns to ensure our products perform to the highest standards

If the product does not perform as described on this datasheet, we will offer a refund or replacement. For full details of the Abpromise, please visit <https://www.abcam.cn/abpromise> or contact our technical team.

Terms and conditions

- Guarantee only valid for products bought direct from Abcam or one of our authorized distributors