



Anti-TRAIL antibody ab231063

3 References **7 图像**

概述

产品名称	Anti-TRAIL 抗体
描述	兔多克隆抗体 to TRAIL
宿主	Rabbit
经测试应用	适用于: WB, IHC-P
种属反应性	与反应: Rat, Human
免疫原	Recombinant fragment corresponding to Rat TRAIL aa 100 to the C-terminus. N-terminal His-tag and GST-tag. Expressed in E. coli. Database link: Q8K3G0
	<div>  Run BLAST with  Run BLAST with </div>
阳性对照	WB: Recombinant rat TRAIL protein. MCF7 cell lysate. IHC-P: Rat kidney, intestine, stomach, ovary and testis tissue.
常规说明	<p>The Life Science industry has been in the grips of a reproducibility crisis for a number of years. Abcam is leading the way in addressing this with our range of recombinant monoclonal antibodies and knockout edited cell lines for gold-standard validation. Please check that this product meets your needs before purchasing.</p> <p>If you have any questions, special requirements or concerns, please send us an inquiry and/or contact our Support team ahead of purchase. Recommended alternatives for this product can be found below, along with publications, customer reviews and Q&As</p>

性能

形式	Liquid
存放说明	Shipped at 4°C. Store at +4°C short term (1-2 weeks). Upon delivery aliquot. Store at -20°C long term. Avoid freeze / thaw cycle.
存储溶液	pH: 7.40 Preservative: 0.011% Proclin 300 Constituents: 55.77% Glycerol (glycerin, glycerine), 44.219% PBS
纯度	Protein A purified
纯化说明	Antigen-specific affinity chromatography followed by Protein A affinity chromatography
克隆	多克隆
同种型	IgG

应用

The Abpromise guarantee **Abpromise™**承诺保证使用ab231063于以下的经测试应用

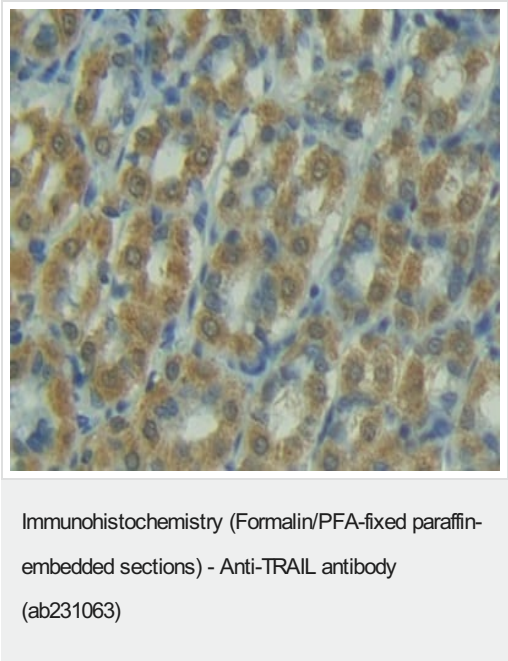
“应用说明”部分 下显示的仅为推荐的起始稀释度;实际最佳的稀释度/浓度应由使用者检定。

应用	Ab评论	说明
WB		Use a concentration of 0.5 - 2 µg/ml.
IHC-P		Use a concentration of 5 - 20 µg/ml.

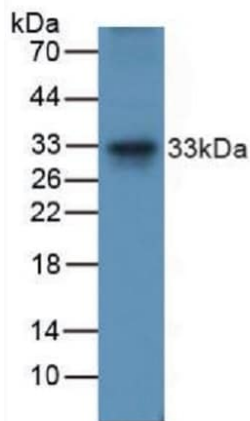
靶标

功能	Cytokine that binds to TNFRSF10A/TRAILR1, TNFRSF10B/TRAILR2, TNFRSF10C/TRAILR3, TNFRSF10D/TRAILR4 and possibly also to TNFRSF11B/OPG. Induces apoptosis. Its activity may be modulated by binding to the decoy receptors TNFRSF10C/TRAILR3, TNFRSF10D/TRAILR4 and TNFRSF11B/OPG that cannot induce apoptosis.
组织特异性	Widespread; most predominant in spleen, lung and prostate.
序列相似性	Belongs to the tumor necrosis factor family.
细胞定位	Membrane.

图片



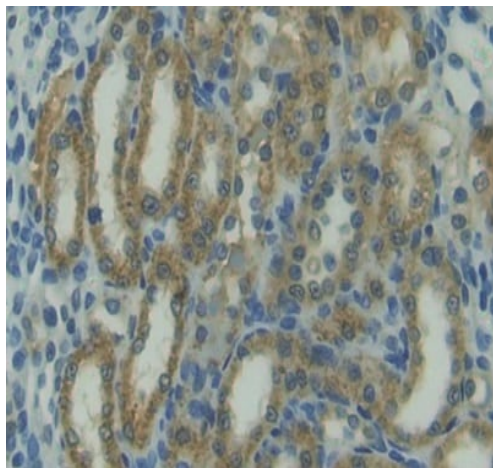
Formalin-fixed, paraffin-embedded rat intestine tissue stained for TRAIL with ab231063 at 20 µg/ml in immunohistochemical analysis. DAB staining.



Western blot - Anti-TRAIL antibody (ab231063)

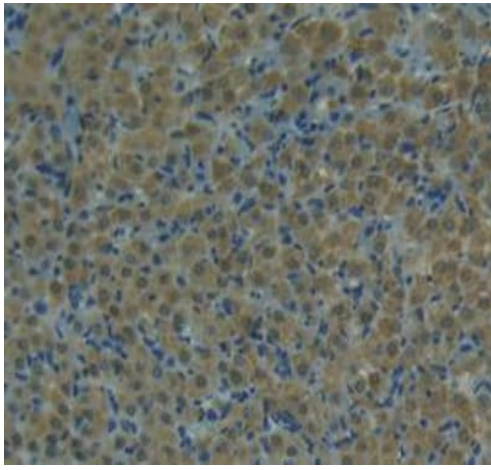
Anti-TRAIL antibody (ab231063) at 3 μ g/ml + MCF7 (Human breast adenocarcinoma cell line) cell lysate

Developed using the ECL technique.



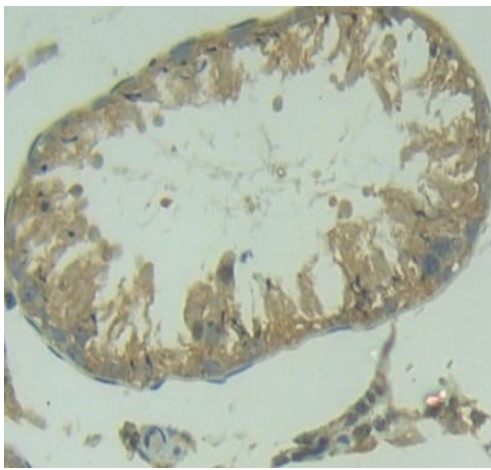
Immunohistochemistry (Formalin/PFA-fixed paraffin-embedded sections) - Anti-TRAIL antibody (ab231063)

Formalin-fixed, paraffin-embedded rat kidney tissue stained for TRAIL with ab231063 at 20 μ g/ml in immunohistochemical analysis. DAB staining.



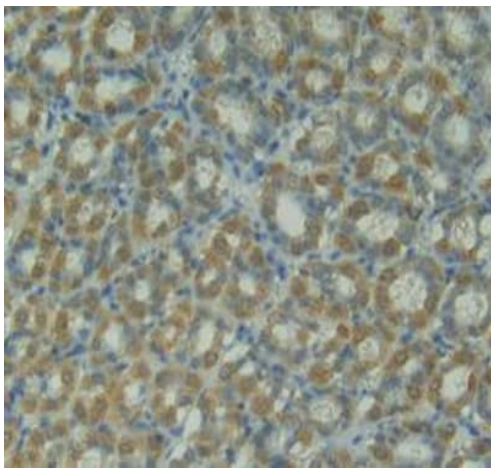
Formalin-fixed, paraffin-embedded rat ovary tissue stained for TRAIL with ab231063 at 20 µg/ml in immunohistochemical analysis. DAB staining.

Immunohistochemistry (Formalin/PFA-fixed paraffin-embedded sections) - Anti-TRAIL antibody (ab231063)



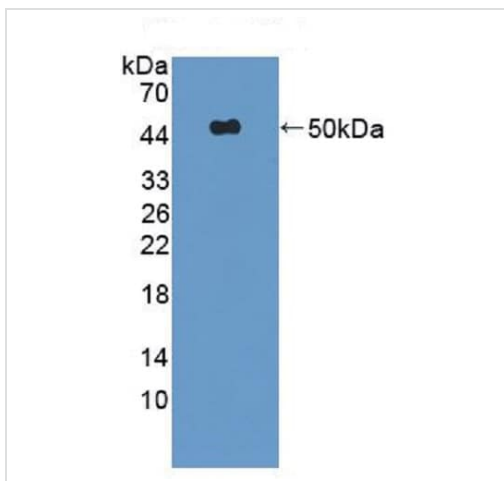
Formalin-fixed, paraffin-embedded rat testis tissue stained for TRAIL with ab231063 at 20 µg/ml in immunohistochemical analysis. DAB staining.

Immunohistochemistry (Formalin/PFA-fixed paraffin-embedded sections) - Anti-TRAIL antibody (ab231063)



Formalin-fixed, paraffin-embedded rat stomach tissue stained for TRAIL with ab231063 at 20 µg/ml in immunohistochemical analysis. DAB staining.

Immunohistochemistry (Formalin/PFA-fixed paraffin-embedded sections) - Anti-TRAIL antibody (ab231063)



Anti-TRAIL antibody (ab231063) at 2 µg/ml + recombinant rat TRAIL protein

Developed using the ECL technique.

Western blot - Anti-TRAIL antibody (ab231063)

Please note: All products are "FOR RESEARCH USE ONLY. NOT FOR USE IN DIAGNOSTIC PROCEDURES"

Our Abpromise to you: Quality guaranteed and expert technical support

- Replacement or refund for products not performing as stated on the datasheet
- Valid for 12 months from date of delivery
- Response to your inquiry within 24 hours
- We provide support in Chinese, English, French, German, Japanese and Spanish
- Extensive multi-media technical resources to help you
- We investigate all quality concerns to ensure our products perform to the highest standards

If the product does not perform as described on this datasheet, we will offer a refund or replacement. For full details of the Abpromise, please visit <https://www.abcam.cn/abpromise> or contact our technical team.

Terms and conditions

- Guarantee only valid for products bought direct from Abcam or one of our authorized distributors