

Anti-TOM70 antibody ab89624

★★★★★ [1 Abreviews](#) [4 References](#) [3 图像](#)

概述

产品名称	Anti-TOM70抗体
描述	小鼠多克隆抗体to TOM70
宿主	Mouse
经测试应用	适用于: WB
种属反应性	与反应: Human
免疫原	Recombinant full length protein within Human TOM70. The exact immunogen sequence used to generate this antibody is proprietary information. If additional detail on the immunogen is needed to determine the suitability of the antibody for your needs, please contact our Scientific Support team to discuss your requirements. (NP_055635).
阳性对照	Human liver tissue lysate, HepG2 whole cell lysate (ab7900) and TOM70 transfected 293T cell lysate
常规说明	<p>The Life Science industry has been in the grips of a reproducibility crisis for a number of years. Abcam is leading the way in addressing this with our range of recombinant monoclonal antibodies and knockout edited cell lines for gold-standard validation. Please check that this product meets your needs before purchasing.</p> <p>If you have any questions, special requirements or concerns, please send us an inquiry and/or contact our Support team ahead of purchase. Recommended alternatives for this product can be found below, along with publications, customer reviews and Q&As</p>

性能

形式	Liquid
存放说明	Shipped at 4°C. Upon delivery aliquot and store at -20°C or -80°C. Avoid repeated freeze / thaw cycles.
存储溶液	pH: 7.40 Constituent: 100% PBS
纯度	Protein A purified
克隆	多克隆
同种型	IgG

应用

The Abpromise guarantee **Abpromise™**承诺保证使用ab89624于以下的经测试应用


“应用说明”部分 下显示的仅为推荐的起始稀释度;实际最佳的稀释度/浓度应由使用者检定。

应用	Ab评论	说明
WB		Use a concentration of 1 µg/ml. Predicted molecular weight: 67 kDa.

靶标

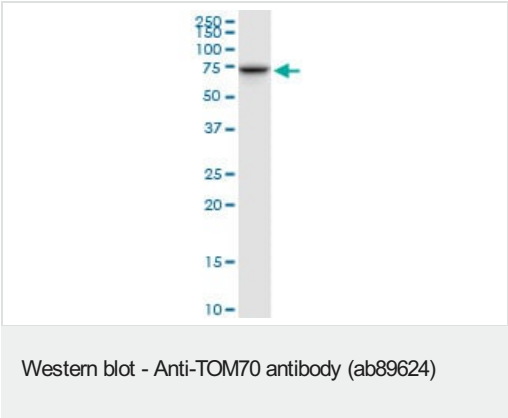
功能	Receptor that accelerates the import of all mitochondrial precursor proteins.
序列相似性	Belongs to the Tom70 family. Contains 10 TPR repeats.
细胞定位	Mitochondrion outer membrane.

图片




Anti-TOM70 antibody (ab89624) at 1 µg/ml + human liver tissue lysate at 50 µg

Predicted band size: 67 kDa
Observed band size: 67 kDa



Anti-TOM70 antibody (ab89624) at 1 µg/ml + HepG2 cell lysate at 50 µg

Predicted band size: 67 kDa
Observed band size: 75 kDa



All lanes : Anti-TOM70 antibody (ab89624) at 1 µg/ml

Lane 1 : TOMM70A transfected 293T cell lysate

Lane 2 : Non transfected 293T cell lysate

Lysates/proteins at 25 µg per lane.

Predicted band size: 67 kDa

Observed band size: 75 kDa

Please note: All products are "FOR RESEARCH USE ONLY. NOT FOR USE IN DIAGNOSTIC PROCEDURES"

Our Abpromise to you: Quality guaranteed and expert technical support

- Replacement or refund for products not performing as stated on the datasheet
- Valid for 12 months from date of delivery
- Response to your inquiry within 24 hours
- We provide support in Chinese, English, French, German, Japanese and Spanish
- Extensive multi-media technical resources to help you
- We investigate all quality concerns to ensure our products perform to the highest standards

If the product does not perform as described on this datasheet, we will offer a refund or replacement. For full details of the Abpromise, please visit <https://www.abcam.cn/abpromise> or contact our technical team.

Terms and conditions

- Guarantee only valid for products bought direct from Abcam or one of our authorized distributors