


### Anti-TGDS antibody ab224599

#### 3 图像

#### 概述

产品名称	Anti-TGDS抗体
描述	兔多克隆抗体to TGDS
宿主	Rabbit
经测试应用	适用于: IHC-P, WB
种属反应性	与反应: Rat, Human 预测可用于: Mouse, Cow 
免疫原	Recombinant fragment corresponding to Human TGDS aa 100 to the C-terminus. Database link: <a href="#">O95455</a>  <a href="#">Run BLAST with</a>  <a href="#">Run BLAST with</a>
阳性对照	WB: Rat liver tissue lysate. IHC: Human liver cancer and glioma cancer tissue.
常规说明	<p>The Life Science industry has been in the grips of a reproducibility crisis for a number of years. Abcam is leading the way in addressing this with our range of recombinant monoclonal antibodies and knockout edited cell lines for gold-standard validation. Please check that this product meets your needs before purchasing.</p> <p>If you have any questions, special requirements or concerns, please send us an inquiry and/or contact our Support team ahead of purchase. Recommended alternatives for this product can be found below, along with publications, customer reviews and Q&amp;As</p>

#### 性能

形式	Liquid
存放说明	Shipped at 4°C. Store at +4°C short term (1-2 weeks). Upon delivery aliquot. Store at -20°C long term. Avoid freeze / thaw cycle.
存储溶液	pH: 7.40 Preservative: 0.03% Proclin 300 Constituents: 50% Glycerol (glycerin, glycerine), PBS
纯度	Protein G purified
克隆	多克隆
同种型	IgG

应用

**The Abpromise guarantee**      **Abpromise™**承诺保证使用ab224599于以下的经测试应用

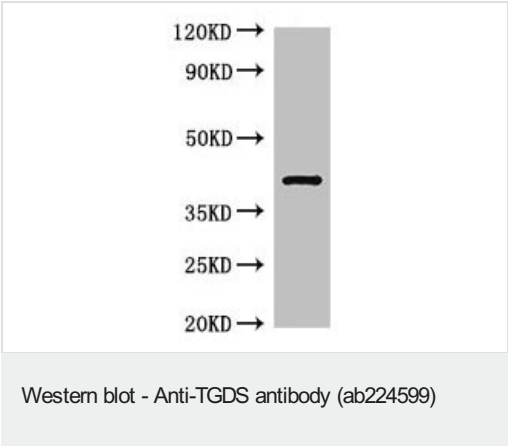
“应用说明”部分 下显示的仅为推荐的起始稀释度;实际最佳的稀释度/浓度应由使用者检定。

应用	Ab评论	说明
IHC-P		1/20 - 1/200.
WB		1/500 - 1/5000. Detects a band of approximately 41 kDa (predicted molecular weight: 40 kDa).

靶标

**序列相似性**      Belongs to the sugar epimerase family. dTDP-glucose dehydratase subfamily.

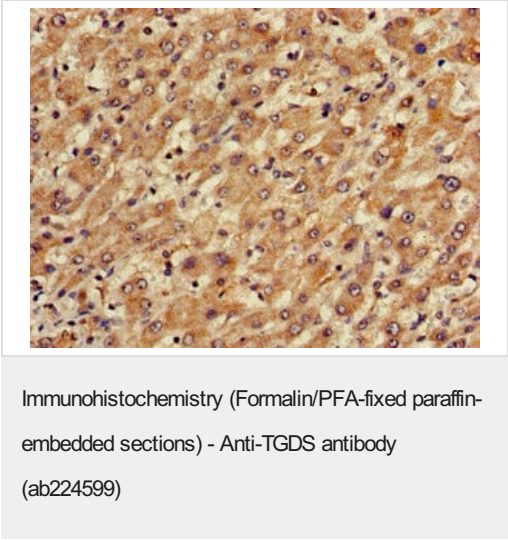
图片



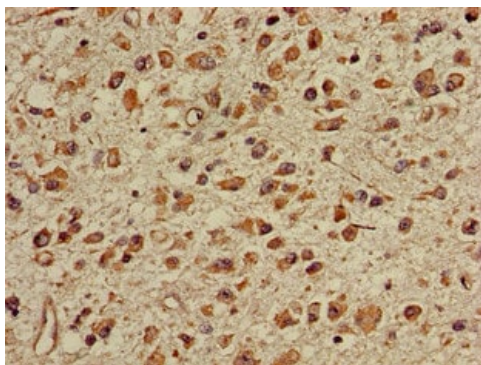
Anti-TGDS antibody (ab224599) at 1/500 dilution + Rat liver tissue lysate

**Secondary**  
Goat polyclonal to rabbit IgG at 1/50000 dilution

**Predicted band size:** 40 kDa  
**Observed band size:** 41 kDa



Paraffin-embedded human liver cancer tissue stained for TGDS using ab224599 at 1/100 dilution in immunohistochemical analysis.



Paraffin-embedded human glioma cancer tissue stained for TGDS using ab224599 at 1/100 dilution in immunohistochemical analysis.

Immunohistochemistry (Formalin/PFA-fixed paraffin-embedded sections) - Anti-TGDS antibody (ab224599)

**Please note:** All products are "FOR RESEARCH USE ONLY. NOT FOR USE IN DIAGNOSTIC PROCEDURES"

#### Our Abpromise to you: Quality guaranteed and expert technical support

---

- Replacement or refund for products not performing as stated on the datasheet
- Valid for 12 months from date of delivery
- Response to your inquiry within 24 hours
- We provide support in Chinese, English, French, German, Japanese and Spanish
- Extensive multi-media technical resources to help you
- We investigate all quality concerns to ensure our products perform to the highest standards

If the product does not perform as described on this datasheet, we will offer a refund or replacement. For full details of the Abpromise, please visit <https://www.abcam.cn/abpromise> or contact our technical team.

#### Terms and conditions

---

- Guarantee only valid for products bought direct from Abcam or one of our authorized distributors