


Anti-TAF8/TBN antibody ab204894

[1 References](#) [3 图像](#)

概述

产品名称	Anti-TAF8/TBN抗体
描述	兔多克隆抗体to TAF8/TBN
宿主	Rabbit
经测试应用	适用于: WB, ICC/IF, IHC-P
种属反应性	与反应: Human 预测可用于: Mouse, Rat, Chicken, Cow, Xenopus laevis, Xenopus tropicalis 
免疫原	Recombinant fragment corresponding to Human TAF8/TBN aa 50-200. Database link: Q7Z7C8 Run BLAST with Run BLAST with
阳性对照	HEK lysate; Human placenta tissue; U-251 MG cells.
常规说明	<p>The Life Science industry has been in the grips of a reproducibility crisis for a number of years. Abcam is leading the way in addressing this with our range of recombinant monoclonal antibodies and knockout edited cell lines for gold-standard validation. Please check that this product meets your needs before purchasing.</p> <p>If you have any questions, special requirements or concerns, please send us an inquiry and/or contact our Support team ahead of purchase. Recommended alternatives for this product can be found below, along with publications, customer reviews and Q&As</p>

性能

形式	Liquid
存放说明	Shipped at 4°C. Store at +4°C short term (1-2 weeks). Upon delivery aliquot. Store at -20°C long term. Avoid freeze / thaw cycle.
存储溶液	pH: 7.20 Preservative: 0.02% Sodium azide Constituents: 40% Glycerol (glycerin, glycerine), 59% PBS
纯度	Immunogen affinity purified
克隆	多克隆
同种型	IgG

应用

The Abpromise guarantee

Abpromise™ 承诺保证使用 ab204894 于以下的经测试应用

“应用说明”部分 下显示的仅为推荐的起始稀释度;实际最佳的稀释度/浓度应由使用者检定。

应用	Ab评论	说明
WB		Use a concentration of 0.04 - 0.4 µg/ml. Predicted molecular weight: 34 kDa.
ICC/IF		Use a concentration of 0.25 - 2 µg/ml.
IHC-P		1/50 - 1/200. Perform heat mediated antigen retrieval with citrate buffer pH 6 before commencing with IHC staining protocol.

靶标

功能

Transcription factor TFIIID is one of the general factors required for accurate and regulated initiation by RNA polymerase II. Mediates both basal and activator-dependent transcription. Plays a role in the differentiation of preadipocyte fibroblasts to adipocytes, however, does not seem to play a role in differentiation of myoblasts. Required for the integration of TAF10 in the TAF complex. May be important for survival of cells of the inner cell mass which constitute the pluripotent cell population of the early embryo.

序列相似性

Belongs to the TAF8 family.
Contains 1 histone-fold domain.

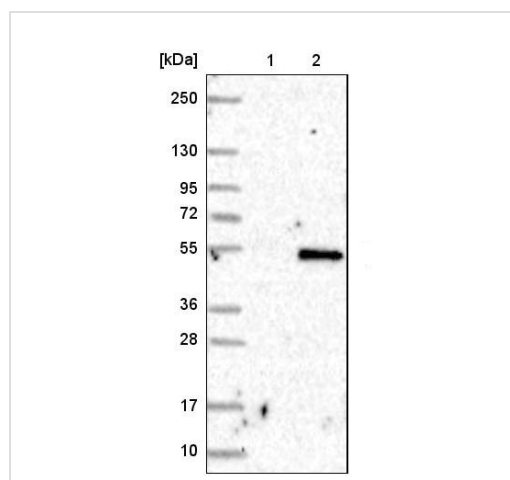
结构域

Ectopic expression of the histone fold domain acts as a dominant-negative mutant resulting in differentiation inhibition.

细胞定位

Nucleus. Cytoplasm. Localized in the cytoplasm and transported from the cytoplasm to the nucleus in some cells, possibly depending on the functional or developmental state of the cell.

图片



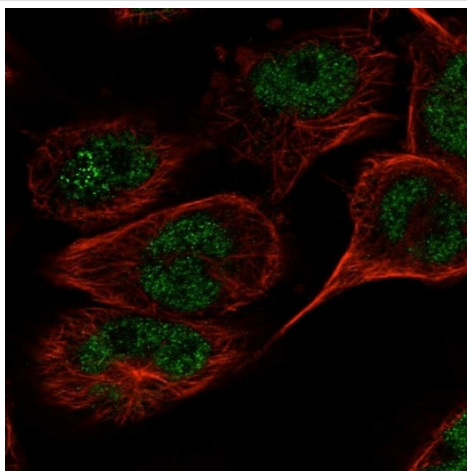
All lanes : Anti-TAF8/TBN antibody (ab204894) at 1/100 dilution

Lane 1 : Negative Control

Lane 2 : HEK293 lysate

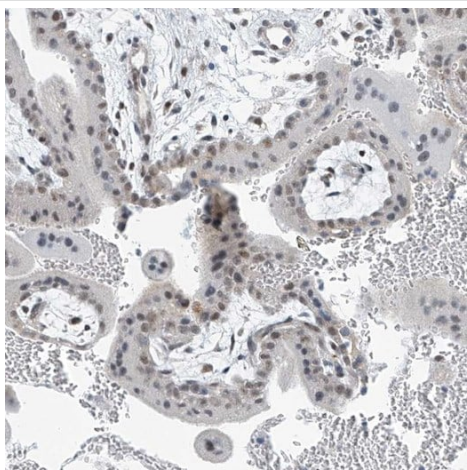
Predicted band size: 34 kDa

Western blot - Anti-TAF8/TBN antibody (ab204894)



Immunofluorescent analysis of U-251 MG cells (PFA-fixed/Triton X-100 permeabilized) labeling TAF8/TBN with ab204894 at 4 µg/ml (green).

Immunocytochemistry/ Immunofluorescence - Anti-TAF8/TBN antibody (ab204894)



Immunohistochemical analysis of paraffin-embedded Human placenta tissue labeling TAF8/TBN with ab204894 at 1/50 dilution.

Immunohistochemistry (Formalin/PFA-fixed paraffin-embedded sections) - Anti-TAF8/TBN antibody (ab204894)

Please note: All products are "FOR RESEARCH USE ONLY. NOT FOR USE IN DIAGNOSTIC PROCEDURES"

Our Abpromise to you: Quality guaranteed and expert technical support

- Replacement or refund for products not performing as stated on the datasheet
- Valid for 12 months from date of delivery
- Response to your inquiry within 24 hours
- We provide support in Chinese, English, French, German, Japanese and Spanish
- Extensive multi-media technical resources to help you
- We investigate all quality concerns to ensure our products perform to the highest standards

If the product does not perform as described on this datasheet, we will offer a refund or replacement. For full details of the Abpromise, please visit <https://www.abcam.cn/abpromise> or contact our technical team.

Terms and conditions

- Guarantee only valid for products bought direct from Abcam or one of our authorized distributors