

### Anti-TAF1 antibody ab188427

[2 References](#) [3 图像](#)

#### 概述

---

产品名称	Anti-TAF1抗体
描述	兔多克隆抗体to TAF1
宿主	Rabbit
经测试应用	适用于: ICC/IF, WB
种属反应性	与反应: Human, Syrian hamster
免疫原	Synthetic peptide corresponding to Human TAF1 aa 100-200 conjugated to keyhole limpet haemocyanin (Cysteine residue). Database link: <a href="#">P21675</a>

 [Run BLAST with](#)

 [Run BLAST with](#)

阳性对照 HeLa whole cell extract; BHK and HeLa cells.

常规说明 The Life Science industry has been in the grips of a reproducibility crisis for a number of years. Abcam is leading the way in addressing this with our range of recombinant monoclonal antibodies and knockout edited cell lines for gold-standard validation. Please check that this product meets your needs before purchasing.

If you have any questions, special requirements or concerns, please send us an inquiry and/or contact our Support team ahead of purchase. Recommended alternatives for this product can be found below, along with publications, customer reviews and Q&As

#### 性能

---

形式	Liquid
存放说明	Shipped at 4°C. Store at +4°C short term (1-2 weeks). Upon delivery aliquot. Store at -20°C long term. Avoid freeze / thaw cycle.
存储溶液	pH: 6 Preservative: 0.05% Sodium azide
纯度	Whole antiserum
克隆	多克隆
同种型	IgG

#### 应用

---

## The Abpromise guarantee

**Abpromise™** 承诺保证使用 ab188427 于以下的经测试应用

“应用说明”部分下显示的仅为推荐的起始稀释度；实际最佳的稀释度/浓度应由使用者检定。

应用	Ab评论	说明
ICC/IF		1/1000 - 1/5000.
WB		1/1000. Predicted molecular weight: 213 kDa.

## 靶标

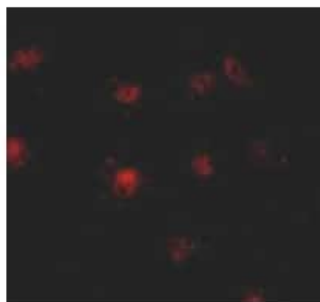
### 相关性

TAF1 functions as a component of the DNA-binding general transcription factor complex TFIID. Binding of TFIID to a promoter (with or without TATA element) is the initial step in pre-initiation complex (PIC) formation. TFIID plays a key role in the regulation of gene expression by RNA polymerase II through different activities such as transcription activator interaction, core promoter recognition and selectivity, TFIIA and TFIIB interaction, chromatin modification (histone acetylation by TAF1), facilitation of DNA opening and initiation of transcription. Compared to higher eukaryotes TAF1, yeast TAF1 lacks the C-terminal bromodomains and C-terminal kinase activity. The TFIID interacting proteins BDF1 and BDF2 may substitute for these domains.

### 细胞定位

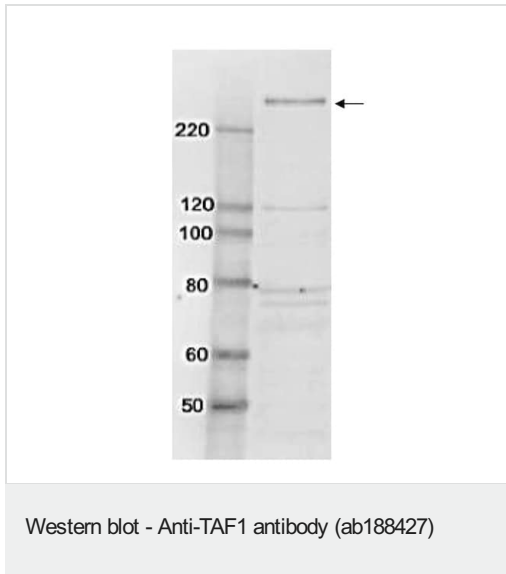
Nuclear

## 图片



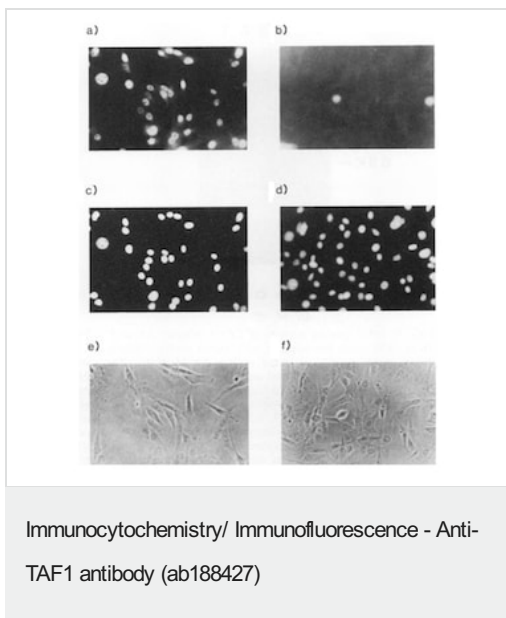
Immunofluorescence staining of TAF1 in HeLa cells with ab188427 at a 1/5000 dilution. HeLa cells were fixed with 4% paraformaldehyde and permeabilized with 0.25% Triton X-100.

Immunocytochemistry/ Immunofluorescence - Anti-TAF1 antibody (ab188427)



Anti-TAF1 antibody (ab188427) at 1/1000 dilution + HeLa whole cell extract at 10 µg

**Predicted band size:** 213 kDa



Immunofluorescence staining of TAF1 in in BHK cells (fixed with 3% formaldehyde and permeabilized 1% Nonidet P-40) with ab188427 at 1/1000 dilution. Secondary staining with Goat anti-Rabbit IgG conjugated with rhodamine.

Panel a): Stained with ab188427 without immunizing peptide.

Panel b): Stained with ab188427 with immunizing peptide.

Panel c): Panel a) co-stained with Hoechst 33258.

Panel d): Panel b) co-stained with Hoechst 33258.

Panel e): Phase-contrast image of panels a) and c).

Panel f): Phase-contrast image of panels b) and d).

**Please note:** All products are "FOR RESEARCH USE ONLY. NOT FOR USE IN DIAGNOSTIC PROCEDURES"

**Our Abpromise to you: Quality guaranteed and expert technical support**

- Replacement or refund for products not performing as stated on the datasheet

- Valid for 12 months from date of delivery
- Response to your inquiry within 24 hours
  
- We provide support in Chinese, English, French, German, Japanese and Spanish
- Extensive multi-media technical resources to help you
- We investigate all quality concerns to ensure our products perform to the highest standards

If the product does not perform as described on this datasheet, we will offer a refund or replacement. For full details of the Abpromise, please visit <https://www.abcam.cn/abpromise> or contact our technical team.

### **Terms and conditions**

---

- Guarantee only valid for products bought direct from Abcam or one of our authorized distributors