


# Anti-Sprouty 4/Spry-4 antibody ab228712

**1 References**   **4 图像**

### 概述

产品名称	Anti-Sprouty 4/Spry-4抗体
描述	兔多克隆抗体to Sprouty 4/Spry-4
宿主	Rabbit
经测试应用	适用于: IHC-P, WB
种属反应性	与反应: Mouse, Human 预测可用于: Rat, Sheep, Cow 
免疫原	Recombinant fragment within Human Sprouty 4/Spry-4 (internal sequence). The exact sequence is proprietary. Database link: <a href="#">Q9C004</a>
阳性对照	WB: Mouse brain lysate; NT2/D1 whole cell lysate. IHC-P: U87 xenograft tissue; Mouse duodenum tissue.
常规说明	<p>The Life Science industry has been in the grips of a reproducibility crisis for a number of years. Abcam is leading the way in addressing this with our range of recombinant monoclonal antibodies and knockout edited cell lines for gold-standard validation. Please check that this product meets your needs before purchasing.</p> <p>If you have any questions, special requirements or concerns, please send us an inquiry and/or contact our Support team ahead of purchase. Recommended alternatives for this product can be found below, along with publications, customer reviews and Q&amp;As</p>

### 性能

形式	Liquid
存放说明	Shipped at 4°C. Store at +4°C short term (1-2 weeks). Upon delivery aliquot. Store at -20°C long term. Avoid freeze / thaw cycle.
存储溶液	pH: 7.00 Preservative: 0.01% Thimerosal (merthiolate) Constituents: 78.99% PBS, 1% BSA, 20% Glycerol (glycerin, glycerine)
纯度	Immunogen affinity purified
克隆	多克隆
同种型	IgG

应用

**The Abpromise guarantee**      **Abpromise™**承诺保证使用ab228712于以下的经测试应用


“应用说明”部分 下显示的仅为推荐的起始稀释度;实际最佳的稀释度/浓度应由使用者检定。

应用	Ab评论	说明
IHC-P		1/100 - 1/1000.
WB		1/500 - 1/3000. Predicted molecular weight: 33 kDa.

靶标

功能	Suppresses the insulin receptor and EGFR-transduced MAPK signaling pathway, but does not inhibit MAPK activation by a constitutively active mutant Ras. Probably impairs the formation of GTP-Ras.
序列相似性	Belongs to the sprouty family. Contains 1 SPR (sprouty) domain.
结构域	The Cys-rich domain is responsible for the localization of the protein to the membrane ruffles.
细胞定位	Cytoplasm. Cell projection > ruffle membrane.

图片

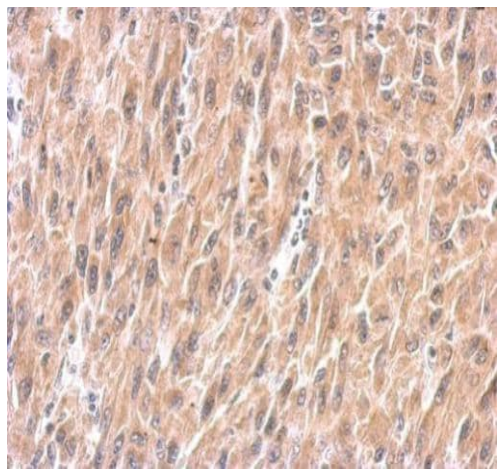


Anti-Sprouty 4/Spry-4 antibody (ab228712) at 1/1000 dilution +  
Mouse brain lysate at 50 µg

**Secondary**  
HRP-conjugated anti-rabbit IgG

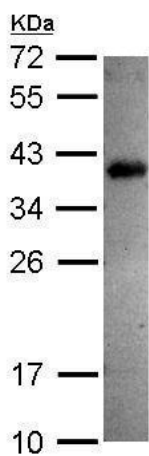
**Predicted band size:** 33 kDa

12% SDS-PAGE gel.



Immunohistochemistry (Formalin/PFA-fixed paraffin-embedded sections) - Anti-Sprouty 4/Spry-4 antibody (ab228712)

Paraffin-embedded U87 xenograft tissue stained for Sprouty 4/Spry-4 using ab228712 at 1/500 dilution in immunohistochemical analysis.



Western blot - Anti-Sprouty 4/Spry-4 antibody (ab228712)

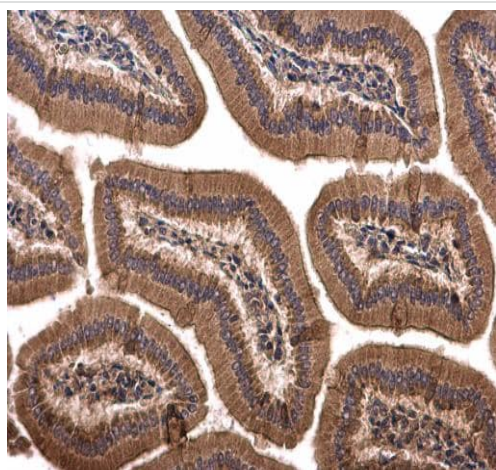
Anti-Sprouty 4/Spry-4 antibody (ab228712) at 1/500 dilution + NT2/D1 (human malignant pluripotent embryonic carcinoma cell line) whole cell lysate at 30 µg

#### Secondary

HRP-conjugated anti-rabbit IgG

**Predicted band size:** 33 kDa

12% SDS-PAGE gel.



Paraffin-embedded mouse duodenum tissue stained for Sprouty 4/Spry-4 using ab228712 at 1/500 dilution in immunohistochemical analysis.

Immunohistochemistry (Formalin/PFA-fixed paraffin-embedded sections) - Anti-Sprouty 4/Spry-4 antibody (ab228712)

**Please note:** All products are "FOR RESEARCH USE ONLY. NOT FOR USE IN DIAGNOSTIC PROCEDURES"

### Our Abpromise to you: Quality guaranteed and expert technical support

- Replacement or refund for products not performing as stated on the datasheet
- Valid for 12 months from date of delivery
- Response to your inquiry within 24 hours
- We provide support in Chinese, English, French, German, Japanese and Spanish
- Extensive multi-media technical resources to help you
- We investigate all quality concerns to ensure our products perform to the highest standards

If the product does not perform as described on this datasheet, we will offer a refund or replacement. For full details of the Abpromise, please visit <https://www.abcam.cn/abpromise> or contact our technical team.

### Terms and conditions

- Guarantee only valid for products bought direct from Abcam or one of our authorized distributors