

Anti-SOX1 antibody [EPR4766] ab109290

重组 RabMAb

★★★★★ **4 Abreviews** **16 References** **4 图像**

概述

产品名称	Anti-SOX1抗体[EPR4766]
描述	兔单克隆抗体[EPR4766] to SOX1
宿主	Rabbit
经测试应用	适用于: WB, ICC/IF, Flow Cyt (Intra) 不适用于: IP
种属反应性	与反应: Mouse, Rat, Human
免疫原	Synthetic peptide. This information is proprietary to Abcam and/or its suppliers.
常规说明	This product is a recombinant monoclonal antibody, which offers several advantages including: <ul style="list-style-type: none"> - High batch-to-batch consistency and reproducibility - Improved sensitivity and specificity - Long-term security of supply - Animal-free production For more information see here . Our RabMAb [®] technology is a patented hybridoma-based technology for making rabbit monoclonal antibodies. For details on our patents, please refer to RabMAb[®] patents .

性能

形式	Liquid
存放说明	Shipped at 4°C. Store at +4°C short term (1-2 weeks). Upon delivery aliquot. Store at -20°C. Avoid freeze / thaw cycle.
存储溶液	pH: 7.20 Preservative: 0.01% Sodium azide Constituents: 0.05% BSA, 40% Glycerol (glycerin, glycerine), 59% PBS
纯度	Protein A purified
克隆	单克隆
克隆编号	EPR4766
同种型	IgG

应用

The Abpromise guarantee **Abpromise™**承诺保证使用ab109290于以下的经测试应用

“应用说明”部分 下显示的仅为推荐的起始稀释度;实际最佳的稀释度/浓度应由使用者检定。

应用	Ab评论	说明
WB		1/1000. Detects a band of approximately 40 kDa (predicted molecular weight: 39 kDa).
ICC/IF	★ ★ ★ ★ ★ (1)	1/100.
Flow Cyt (Intra)		1/100. ab172730 - Rabbit monoclonal IgG, is suitable for use as an isotype control with this antibody.

应用说明 Is unsuitable for IP.

靶标

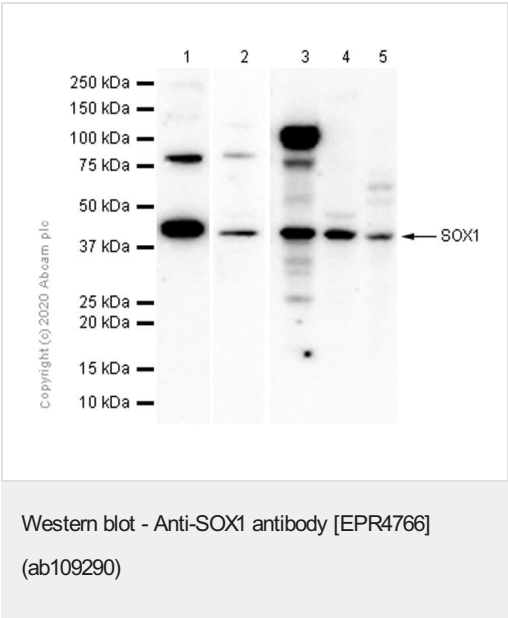
功能 Transcriptional activator.

组织特异性 Mainly expressed in the developing central nervous system.

序列相似性 Contains 1 HMG box DNA-binding domain.

细胞定位 Nucleus.

图片



All lanes : Anti-SOX1 antibody [EPR4766] (ab109290) at 1/1000 dilution (Purified)

Lane 1 : NCCIT (Human pluripotent embryonic carcinoma epithelial cell) whole cell lysate

Lane 2 : Mouse brain lysate

Lane 3 : Neuro-2a (Mouse neuroblastoma neuroblast) whole cell lysate

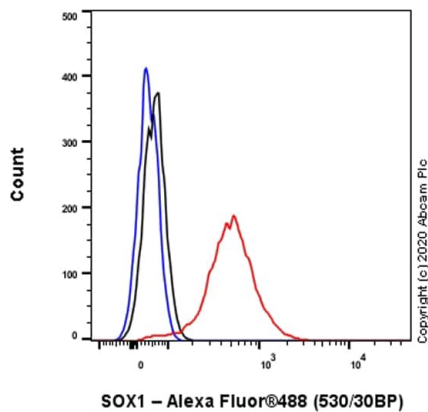
Lane 4 : Rat cerebral cortex lysate

Lane 5 : C6 (Rat glial tumor glial cell) whole cell lysate

Secondary

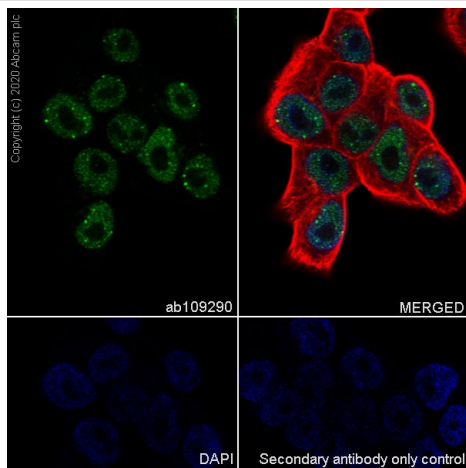
All lanes : Goat Anti-Rabbit IgG (HRP) with minimal cross-reactivity with human IgG at 1/2000 dilution

Predicted band size: 39 kDa



Flow Cytometry (Intracellular) - Anti-SOX1 antibody
[EPR4766] (ab109290)

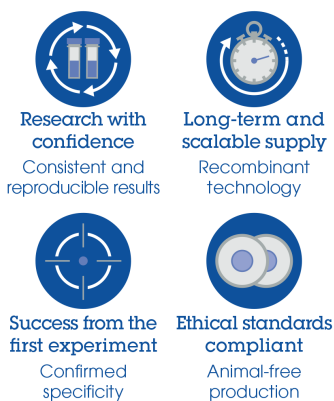
Flow Cytometry analysis of NCCIT (Human pluripotent embryonic carcinoma epithelial cell) cells labelling SOX1 with Purified ab109290 at 1:100 dilution (10 µg/ml) (Red). Cells were fixed with 4% Paraformaldehyde and permeabilised with 90% Methanol. A Goat anti rabbit IgG (Alexa Fluor® 488, **ab150077**) secondary antibody was used at 1:2000. Isotype control - Rabbit monoclonal IgG (Black). Unlabelled control - Cell without incubation with primary antibody and secondary antibody (Blue).



Immunocytochemistry/ Immunofluorescence - Anti-SOX1 antibody [EPR4766] (ab109290)

Immunocytochemistry analysis of NCCIT (Human pluripotent embryonic carcinoma epithelial cell) cells labeling SOX1 with Purified ab109290 at 1:500 dilution (2 µg/ml). Cells were fixed in 4% Paraformaldehyde and permeabilized with 0.1% tritonX-100. Cells were counterstained with Ab195889 Anti-alpha Tubulin antibody [DM1A] - Microtubule Marker (Alexa Fluor® 594) 1:200 (2.5 µg/ml). Goat anti rabbit IgG (Alexa Fluor® 488, **ab150077**) was used as the secondary antibody at 1:1000 (2 µg/ml) dilution. DAPI (blue) was used as nuclear counterstain. PBS instead of the primary antibody was used as the secondary antibody only control.

Why choose a recombinant antibody?



Anti-SOX1 antibody [EPR4766] (ab109290)

Please note: All products are "FOR RESEARCH USE ONLY. NOT FOR USE IN DIAGNOSTIC PROCEDURES"

Our Abpromise to you: Quality guaranteed and expert technical support

- Replacement or refund for products not performing as stated on the datasheet
- Valid for 12 months from date of delivery
- Response to your inquiry within 24 hours

- We provide support in Chinese, English, French, German, Japanese and Spanish
- Extensive multi-media technical resources to help you
- We investigate all quality concerns to ensure our products perform to the highest standards

If the product does not perform as described on this datasheet, we will offer a refund or replacement. For full details of the Abpromise, please visit <https://www.abcam.cn/abpromise> or contact our technical team.

Terms and conditions

- Guarantee only valid for products bought direct from Abcam or one of our authorized distributors