


# Anti-SFRP2 antibody - C-terminal ab137560

**10 References**   **3 图像**

### 概述

产品名称	Anti-SFRP2抗体- C-terminal
描述	兔多克隆抗体to SFRP2 - C-terminal
宿主	Rabbit
经测试应用	适用于: ICC/IF, IHC-P, WB
种属反应性	与反应: Human 预测可用于: Mouse, Rat, Dog, Zebrafish 
免疫原	Synthetic peptide, corresponding to a region within C terminal amino acids 231-295 of Human SFRP2.
阳性对照	293T, A431, H1299, HeLa, HepG2, Molt 4 and Raji cell lysates; A431 cells; MCF7 xenograft
常规说明	<p>The Life Science industry has been in the grips of a reproducibility crisis for a number of years. Abcam is leading the way in addressing this with our range of recombinant monoclonal antibodies and knockout edited cell lines for gold-standard validation. Please check that this product meets your needs before purchasing.</p> <p>If you have any questions, special requirements or concerns, please send us an inquiry and/or contact our Support team ahead of purchase. Recommended alternatives for this product can be found below, along with publications, customer reviews and Q&amp;As</p>

### 性能

形式	Liquid
存放说明	Shipped at 4°C. Upon delivery aliquot. Store at -20°C or -80°C. Avoid freeze / thaw cycle.
存储溶液	pH: 7.00 Preservative: 0.025% Proclin 300 Constituents: 78% PBS, 1% BSA, 20% Glycerol (glycerin, glycerine)
纯度	Immunogen affinity purified
克隆	多克隆
同种型	IgG

### 应用

The Abpromise guarantee

Abpromise™承诺保证使用ab137560于以下的经测试应用

“应用说明”部分 下显示的仅为推荐的起始稀释度;实际最佳的稀释度/浓度应由使用者检定。

应用	Ab评论	说明
ICC/IF		1/100 - 1/1000.
IHC-P		1/100 - 1/1000. Perform heat mediated antigen retrieval before commencing with IHC staining protocol using 10mM citrate buffer (pH6.0) or Tris-EDTA buffer (pH8.0).
WB		1/500 - 1/3000. Predicted molecular weight: 33 kDa.

靶标

功能

Soluble frizzled-related proteins (sFRPS) function as modulators of Wnt signaling through direct interaction with Wnts. They have a role in regulating cell growth and differentiation in specific cell types. SFRP2 may be important for eye retinal development and for myogenesis.

组织特异性

Expressed in adipose tissue, heart, brain, skeletal muscle, pancreas, thymus, prostate, testis, ovary, small intestine and colon. Highest levels in adipose tissue, small intestine and colon.

序列相似性

Belongs to the secreted frizzled-related protein (sFRP) family.

Contains 1 FZ (frizzled) domain.

Contains 1 NTR domain.

结构域

The FZ domain is involved in binding with Wnt ligands.

细胞定位

Secreted.

图片

KDa

72

55

43

34

26

17

1

2

All lanes : Anti-SFRP2 antibody - C-terminal (ab137560) at 1/1000 dilution

Lane 1 : A431 whole cell lysate

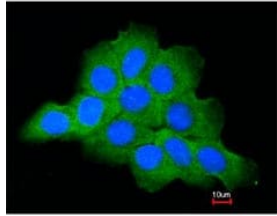
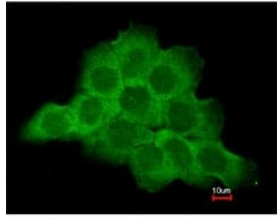
Lane 2 : Hela whole cell lysate

Lysates/proteins at 30 µg per lane.

Predicted band size: 33 kDa

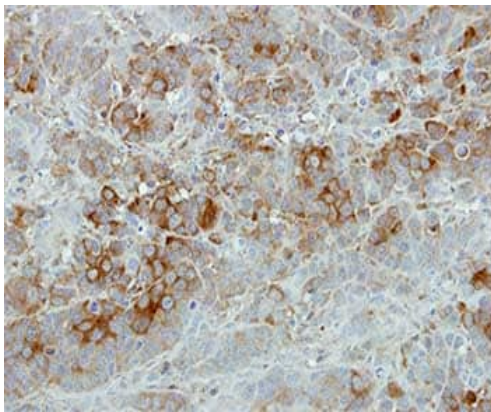
Western blot - Anti-SFRP2 antibody - C-terminal (ab137560)

12% SDS PAGE



Immunofluorescent analysis of paraformaldehyde-fixed A431 cells labelling SFRP2 with ab137560 at 1/200 dilution. Lower image is merged with DNA probe.

Immunocytochemistry/ Immunofluorescence - Anti-SFRP2 antibody - C-terminal (ab137560)



Immunohistochemical analysis of paraffin-embedded MCF7 xenograft labelling SFRP2 with ab137560 at 1/500 dilution.

Immunohistochemistry (Formalin/PFA-fixed paraffin-embedded sections) - Anti-SFRP2 antibody - C-terminal (ab137560)

**Please note:** All products are "FOR RESEARCH USE ONLY. NOT FOR USE IN DIAGNOSTIC PROCEDURES"

### Our Abpromise to you: Quality guaranteed and expert technical support

- Replacement or refund for products not performing as stated on the datasheet
- Valid for 12 months from date of delivery
- Response to your inquiry within 24 hours
- We provide support in Chinese, English, French, German, Japanese and Spanish
- Extensive multi-media technical resources to help you
- We investigate all quality concerns to ensure our products perform to the highest standards

If the product does not perform as described on this datasheet, we will offer a refund or replacement. For full details of the Abpromise,

please visit <https://www.abcam.cn/abpromise> or contact our technical team.

## **Terms and conditions**

---

- Guarantee only valid for products bought direct from Abcam or one of our authorized distributors