

### Anti-S100A11 antibody [EPR11172] ab180593

**重组** RabMAb

★★★★★ [2 Abreviews](#) [6 References](#) [7 图像](#)

#### 概述

产品名称	Anti-S100A11抗体[EPR11172]
描述	兔单克隆抗体[EPR11172] to S100A11
宿主	Rabbit
经测试应用	<b>适用于:</b> Flow Cyt (Intra), IHC-P, ICC/IF
种属反应性	<b>与反应:</b> Rat, Human
免疫原	Synthetic peptide. This information is proprietary to Abcam and/or its suppliers.
阳性对照	IHC-P: Human ovarian carcinoma tissue and human thyroid carcinoma. ICC/IF: BxPC-3 and PC-3 cells. Flow Cyt (intra): PC-3 and PC-12 cells.
常规说明	<p>This product is a recombinant monoclonal antibody, which offers several advantages including:</p> <ul style="list-style-type: none"> <li>- High batch-to-batch consistency and reproducibility</li> <li>- Improved sensitivity and specificity</li> <li>- Long-term security of supply</li> <li>- Animal-free production</li> </ul> <p>For more information <a href="#">see here</a>.</p> <p>Our RabMAb<sup>®</sup> technology is a patented hybridoma-based technology for making rabbit monoclonal antibodies. For details on our patents, please refer to <a href="#">RabMAb<sup>®</sup> patents</a>.</p>

#### 性能

形式	Liquid
存放说明	Shipped at 4°C. Store at +4°C short term (1-2 weeks). Upon delivery aliquot. Store at -20°C long term. Avoid freeze / thaw cycle.
存储溶液	<p>pH: 7.20</p> <p>Preservative: 0.01% Sodium azide</p> <p>Constituents: 40% Glycerol (glycerin, glycerine), 0.21% BSA, 59% PBS</p>
纯度	Protein A purified
克隆	单克隆
克隆编号	EPR11172
同种型	IgG

应用

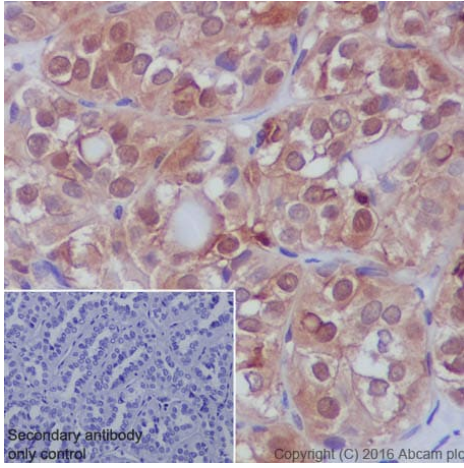
**The Abpromise guarantee**      **Abpromise™**承诺保证使用ab180593于以下的经测试应用  
“应用说明”部分 下显示的仅为推荐的起始稀释度;实际最佳的稀释度/浓度应由使用者检定。

应用	Ab评论	说明
Flow Cyt (Intra)		1/80 - 1/150. <b>ab172730</b> - Rabbit monoclonal IgG, is suitable for use as an isotype control with this antibody.
IHC-P	★★★★★ (1)	1/3000. Perform heat mediated antigen retrieval before commencing with IHC staining protocol. <b>Unpurified format:</b> 1/50 - 1/100.  For anitgen retireval heat up to 98°C, below boiling, and then let cool for 10-20 min.
ICC/IF		1/100 - 1/400.

靶标

功能	Facilitates the differentiation and the cornification of keratinocytes.
序列相似性	Belongs to the S-100 family. Contains 2 EF-hand domains.
翻译后修饰	Phosphorylation at Thr-10 by PRKCA significantly suppresses homodimerization and promotes association with NCL/nucleolin which induces nuclear translocation.
细胞定位	Cytoplasm. Nucleus.

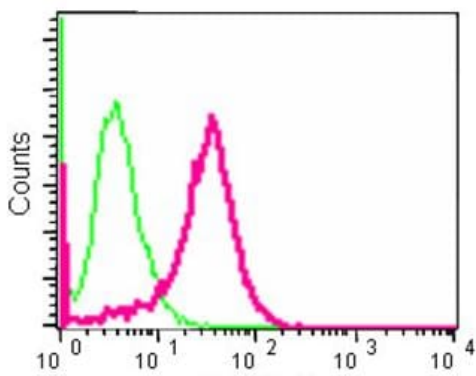
图片



Immunohistochemistry (Formalin/PFA-fixed paraffin-embedded sections) - Anti-S100A11 antibody [EPR11172] (ab180593)

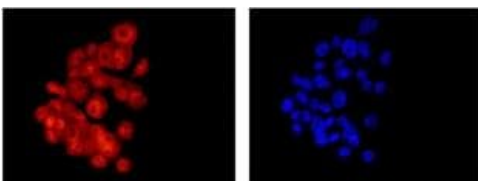
ab180593 staining S100A11 in human thyroid carcinoma tissue sections by Immunohistochemistry (IHC-P - paraformaldehyde-fixed, paraffin-embedded sections). Tissue was fixed with paraformaldehyde and antigen retrieval was by heat mediation in a EDTA buffer. Samples were incubated with primary antibody at a dilution of 1/3000. A goat anti-rabbit IgG H&L (HRP) **ab97051** was used as the secondary antibody at a dilution of 1/500.

**Negative control 1:** PBS in place of primary antibody.



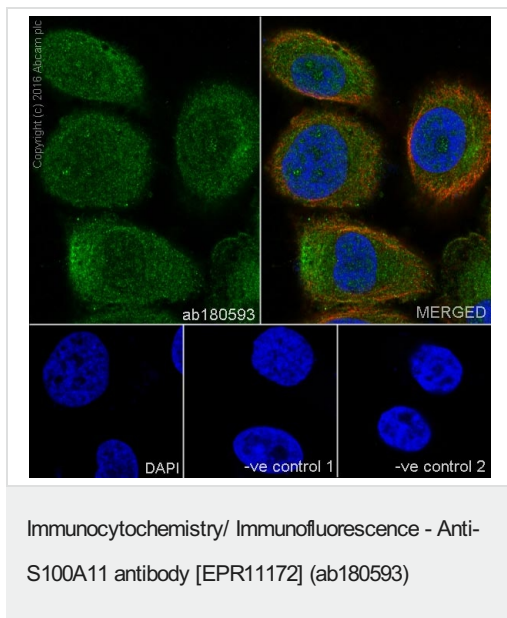
Flow Cytometry (Intracellular) - Anti-S100A11 antibody [EPR11172] (ab180593)

Intracellular Flow Cytometry analysis of PC-3 cells using ab180593 at a 1/150 dilution (red) or a Rabbit monoclonal IgG (negative) (green). Goat anti rabbit IgG (FITC) secondary used at a 1/150 dilution.



Immunocytochemistry/ Immunofluorescence - Anti-S100A11 antibody [EPR11172] (ab180593)

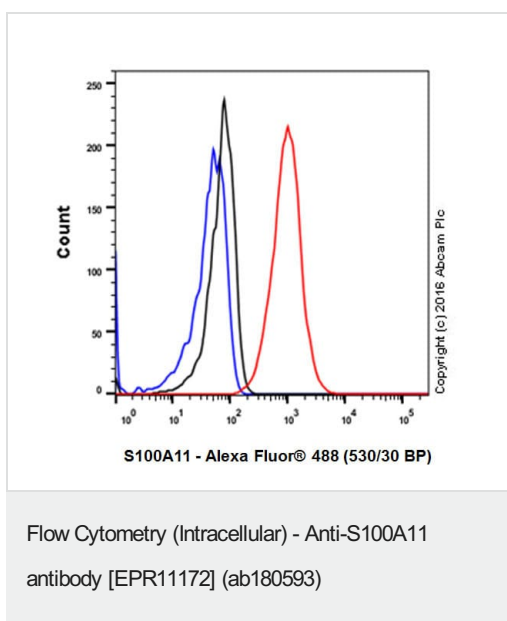
Immunofluorescence analysis of BxPC-3 cells (fixative 4% paraformaldehyde) labeling S100A11 with ab180593 at a 1/100 dilution (left image), and counterstained with Dapi (right image). Goat anti rabbit IgG (Dylight 555) secondary used at a 1/200 dilution.



ab180593 staining S100A11 in PC-3 (human prostate adenocarcinoma) cells by ICC/IF (Immunocytochemistry/immunofluorescence). Cells were fixed with 4% Paraformaldehyde and permeabilized with 0.1% Triton X-100. Samples were incubated with primary antibody at a dilution of 1/400. A goat anti rabbit IgG (Alexa Fluor® 488) ([ab150077](#)) was used as the secondary antibody at a dilution of 1/1000. [ab7291](#) (1/1000) and [ab150120](#) (1/1000) were used as counterstains for primary antibody ab180593 and secondary antibody [ab150077](#) respectively and DAPI was used as a nuclear counterstain.

**Negative control 1:** Rabbit primary antibody and anti-mouse secondary antibody ([ab150120](#))

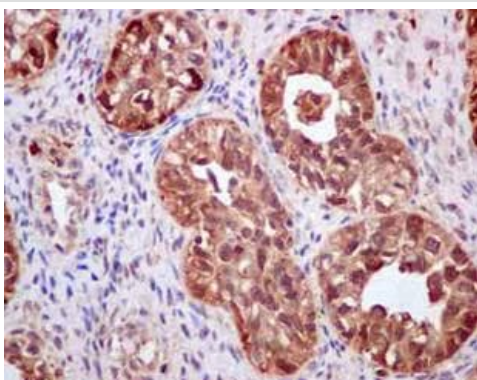
**Negative control 2:** Mouse primary antibody ([ab7291](#)) and anti-rabbit secondary antibody ([ab150077](#))



ab180593 staining S100A11 in PC-12 (rat adrenal gland pheochromocytoma) cell line by intracellular flow cytometry. Cells were fixed with 4% paraformaldehyde and the sample was incubated with the primary antibody at a dilution of 1/180. A goat anti rabbit IgG (Alexa Fluor® 488) at a dilution of 1/2000 was used as the secondary antibody.

Isotype control: Rabbit monoclonal IgG (Black)

Unlabelled control: Cell without incubation with primary antibody and secondary antibody (Blue)



Immunohistochemical analysis of paraffin embedded Human ovarian carcinoma tissue labeling S100A11 with ab180593 at a 1/100 dilution. Prediluted ImmunoHistoprobe HRP Polymer for Rabbit IgG secondary used. Counterstained with Hematoxylin.

Perform heat mediated antigen retrieval before commencing with IHC staining protocol.

Immunohistochemistry (Formalin/PFA-fixed paraffin-embedded sections) - Anti-S100A11 antibody  
[EPR11172] (ab180593)

#### Why choose a recombinant antibody?



**Research with confidence**  
Consistent and reproducible results



**Long-term and scalable supply**  
Recombinant technology



**Success from the first experiment**  
Confirmed specificity



**Ethical standards compliant**  
Animal-free production

Anti-S100A11 antibody [EPR11172] (ab180593)

**Please note:** All products are "FOR RESEARCH USE ONLY. NOT FOR USE IN DIAGNOSTIC PROCEDURES"

#### Our Abpromise to you: Quality guaranteed and expert technical support

- Replacement or refund for products not performing as stated on the datasheet
- Valid for 12 months from date of delivery
- Response to your inquiry within 24 hours
- We provide support in Chinese, English, French, German, Japanese and Spanish

- Extensive multi-media technical resources to help you
- We investigate all quality concerns to ensure our products perform to the highest standards

If the product does not perform as described on this datasheet, we will offer a refund or replacement. For full details of the Abpromise, please visit <https://www.abcam.cn/abpromise> or contact our technical team.

#### **Terms and conditions**

---

- Guarantee only valid for products bought direct from Abcam or one of our authorized distributors