




Anti-Rab24 antibody ab214217

1 图像

概述

产品名称	Anti-Rab24抗体
描述	兔多克隆抗体to Rab24
宿主	Rabbit
经测试应用	适用于: IHC-P
种属反应性	与反应: Rat 预测可用于: Mouse, Human 
免疫原	Synthetic peptide within Human Rab24 aa 50-150 conjugated to keyhole limpet haemocyanin. The exact immunogen sequence used to generate this antibody is proprietary information. If additional detail on the immunogen is needed to determine the suitability of the antibody for your needs, please contact our Scientific Support team to discuss your requirements. Database link: Q969Q5  Run BLAST with  Run BLAST with
阳性对照	Rat brain tissue.
常规说明	<p>The Life Science industry has been in the grips of a reproducibility crisis for a number of years. Abcam is leading the way in addressing this with our range of recombinant monoclonal antibodies and knockout edited cell lines for gold-standard validation. Please check that this product meets your needs before purchasing.</p> <p>If you have any questions, special requirements or concerns, please send us an inquiry and/or contact our Support team ahead of purchase. Recommended alternatives for this product can be found below, along with publications, customer reviews and Q&As</p>

性能

形式	Liquid
存放说明	Shipped at 4°C. Store at +4°C short term (1-2 weeks). Upon delivery aliquot. Store at -20°C long term. Avoid freeze / thaw cycle.
存储溶液	pH: 7.40 Preservative: 0.02% Proclin 300 Constituents: 50% Glycerol (glycerin, glycerine), 1% BSA, 48.98% TBS, 1X
纯度	Protein A purified
克隆	多克隆

同种型

IgG

应用

The Abpromise guarantee

Abpromise™承诺保证使用ab214217于以下的经测试应用

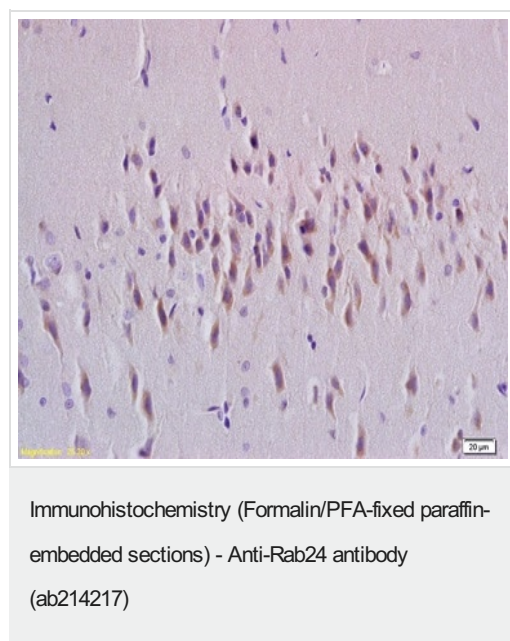
“应用说明”部分 下显示的仅为推荐的起始稀释度;实际最佳的稀释度/浓度应由使用者检定。

应用	Ab评论	说明
IHC-P		1/100 - 1/500. Perform heat mediated antigen retrieval with citrate buffer pH 6 before commencing with IHC staining protocol.

靶标

功能	May be involved in autophagy-related processes.
序列相似性	Belongs to the small GTPase superfamily. Rab family.
翻译后修饰	Isoprenylation is inefficient compared to other Rab family members.
细胞定位	Cytoplasm > cytosol. Membrane. Only about 20-25% is recovered in the particulate fraction.

图片



Immunohistochemical analysis of formalin-fixed, paraffin-embedded rat brain tissue labeling Rab24 with ab214217 at 1/200 dilution, followed by conjugation to the secondary antibody and DAB staining.

Please note: All products are "FOR RESEARCH USE ONLY. NOT FOR USE IN DIAGNOSTIC PROCEDURES"

Our Abpromise to you: Quality guaranteed and expert technical support

- Replacement or refund for products not performing as stated on the datasheet
- Valid for 12 months from date of delivery

- Response to your inquiry within 24 hours
- We provide support in Chinese, English, French, German, Japanese and Spanish
- Extensive multi-media technical resources to help you
- We investigate all quality concerns to ensure our products perform to the highest standards

If the product does not perform as described on this datasheet, we will offer a refund or replacement. For full details of the Abpromise, please visit <https://www.abcam.cn/abpromise> or contact our technical team.

Terms and conditions

- Guarantee only valid for products bought direct from Abcam or one of our authorized distributors