


# Anti-PPAR delta antibody ab23673

★★★★☆ [11 Abreviews](#) [44 References](#) [3 图像](#)

### 概述

产品名称	Anti-PPAR delta抗体
描述	兔多克隆抗体to PPAR delta
宿主	Rabbit
经测试应用	适用于: ICC/IF, WB
种属反应性	与反应: Mouse, Human 预测可用于: Rabbit, Chicken 
免疫原	Synthetic peptide corresponding to Human PPAR delta aa 1-100 (N terminal). Database link: <a href="#">Q03181</a> <a href="#">Run BLAST with</a> <a href="#">Run BLAST with</a>
常规说明	<p>The Life Science industry has been in the grips of a reproducibility crisis for a number of years. Abcam is leading the way in addressing this with our range of recombinant monoclonal antibodies and knockout edited cell lines for gold-standard validation. Please check that this product meets your needs before purchasing.</p> <p>If you have any questions, special requirements or concerns, please send us an inquiry and/or contact our Support team ahead of purchase. Recommended alternatives for this product can be found below, along with publications, customer reviews and Q&amp;As</p>

### 性能

形式	Liquid
存放说明	Shipped at 4°C. Store at +4°C short term (1-2 weeks). Upon delivery aliquot. Store at -20°C. Avoid freeze / thaw cycle.
存储溶液	pH: 7.20 Preservative: 0.02% Sodium azide Constituents: 50% Glycerol (glycerin, glycerine), PBS
纯度	Immunogen affinity purified
克隆	多克隆
同种型	IgG

### 应用

## The Abpromise guarantee

**Abpromise™** 承诺保证使用 ab23673 于以下的经测试应用

“应用说明”部分 下显示的仅为推荐的起始稀释度;实际最佳的稀释度/浓度应由使用者检定。

应用	Ab评论	说明
ICC/IF	★★★★★ (1)	Use a concentration of 4 µg/ml.
WB	★★★★★ (6)	Use a concentration of 2 µg/ml. Predicted molecular weight: 50 kDa. Nuclear extraction may be required in some samples. Detects a band of approximately 50 kDa in human samples, and an additional smaller size of PPAR delta is detected in some murine samples at approximately 40 kDa.

## 靶标

### 功能

Ligand-activated transcription factor. Receptor that binds peroxisome proliferators such as hypolipidemic drugs and fatty acids. Has a preference for poly-unsaturated fatty acids, such as gamma-linoleic acid and eicosapentanoic acid. Once activated by a ligand, the receptor binds to promoter elements of target genes. Regulates the peroxisomal beta-oxidation pathway of fatty acids. Functions as transcription activator for the acyl-CoA oxidase gene. Decreases expression of NPC1L1 once activated by a ligand.

### 组织特异性

Ubiquitous with maximal levels in placenta and skeletal muscle.

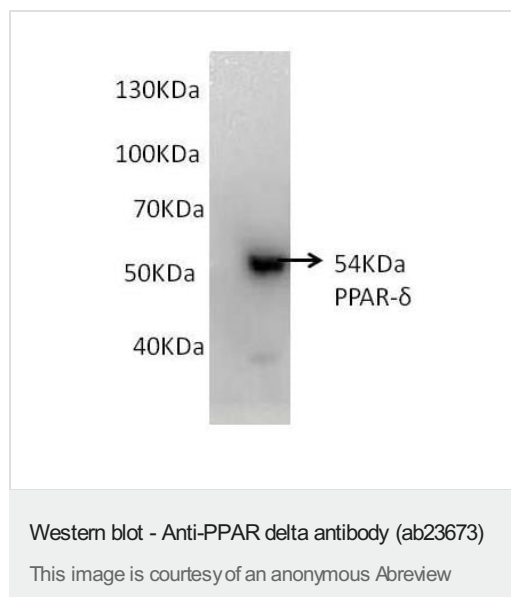
### 序列相似性

Belongs to the nuclear hormone receptor family. NR1 subfamily. Contains 1 nuclear receptor DNA-binding domain.

### 细胞定位

Nucleus.

## 图片



Anti-PPAR delta antibody (ab23673) at 1/1000 dilution + Rat brain tissue lysate at 100 µg

### Secondary

HRP-conjugate Goat anti-rabbit IgG polyclonal at 1/2000 dilution

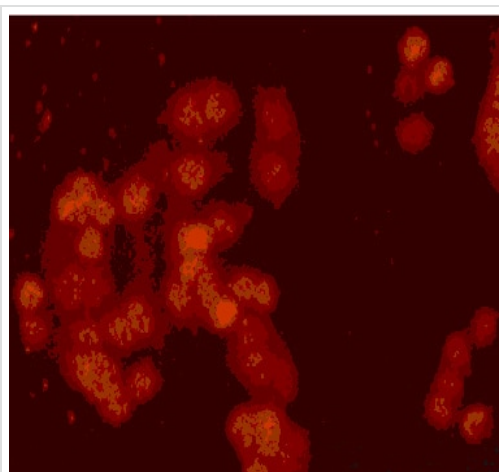
Developed using the ECL technique.

Performed under reducing conditions.

**Predicted band size:** 50 kDa

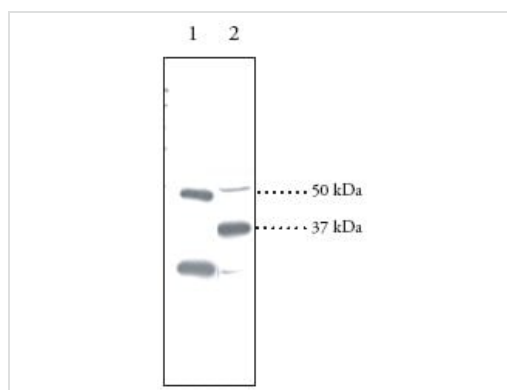
**Observed band size:** 54 kDa

**Exposure time:** 30 seconds



Immunocytochemistry/ Immunofluorescence - Anti-PPAR delta antibody (ab23673)

Immunofluorescent staining of HT-29 cells ([ab3952](#)) (nuclear staining) using ab23673.



Western blot - Anti-PPAR delta antibody (ab23673)

**All lanes :** Anti-PPAR delta antibody (ab23673)

**Lane 1 :** Human cerebral cortex (30ug)

**Lane 2 :** Murine liver (30ug)

**Predicted band size:** 50 kDa

ab23673 recognises PPAR delta at 50kDa from human samples. An additional smaller size of PPAR delta (~40kDa) is also detected in certain murine tissues.

**Please note:** All products are "FOR RESEARCH USE ONLY. NOT FOR USE IN DIAGNOSTIC PROCEDURES"

### Our Abpromise to you: Quality guaranteed and expert technical support

- Replacement or refund for products not performing as stated on the datasheet
- Valid for 12 months from date of delivery
- Response to your inquiry within 24 hours
- We provide support in Chinese, English, French, German, Japanese and Spanish
- Extensive multi-media technical resources to help you
- We investigate all quality concerns to ensure our products perform to the highest standards

If the product does not perform as described on this datasheet, we will offer a refund or replacement. For full details of the Abpromise, please visit <https://www.abcam.cn/abpromise> or contact our technical team.

## Terms and conditions

---

- Guarantee only valid for products bought direct from Abcam or one of our authorized distributors