



Anti-Phospholipase C gamma 1/PLC-gamma-1 (phospho Y771) antibody ab131455

[2 References](#) [2 图像](#)

概述

产品名称	Anti-Phospholipase C gamma 1/PLC-gamma-1 (phospho Y771)抗体
描述	兔多克隆抗体to Phospholipase C gamma 1/PLC-gamma-1 (phospho Y771)
宿主	Rabbit
经测试应用	适用于: WB, ICC/IF
种属反应性	与反应: Mouse, Human
免疫原	Synthetic peptide corresponding to Human Phospholipase C gamma 1/PLC-gamma-1 (phospho Y771). Database link: NP_002651.2
	 Run BLAST with  Run BLAST with
阳性对照	Methanol fixed HeLa cells; 3T3 cell extracts.
常规说明	<p>The Life Science industry has been in the grips of a reproducibility crisis for a number of years. Abcam is leading the way in addressing this with our range of recombinant monoclonal antibodies and knockout edited cell lines for gold-standard validation. Please check that this product meets your needs before purchasing.</p> <p>If you have any questions, special requirements or concerns, please send us an inquiry and/or contact our Support team ahead of purchase. Recommended alternatives for this product can be found below, along with publications, customer reviews and Q&As</p>

性能

形式	Liquid
存放说明	Shipped at 4°C. Store at -20°C. Stable for 12 months at -20°C.
存储溶液	pH: 7.40 Preservative: 0.02% Sodium azide Constituents: 49% PBS, 50% Glycerol (glycerin, glycerine), 0.88% Sodium chloride
	PBS without Mg2+ and Ca2+
纯度	Immunogen affinity purified
纯化说明	Antibodies were purified by using epitope specific phosphopeptide. Non-phospho specific antibodies were removed by chromatography using non-phosphopeptide.

克隆

多克隆

同种型

IgG

应用

The Abpromise guarantee

Abpromise™承诺保证使用ab131455于以下的经测试应用

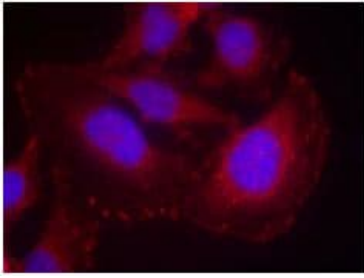
“应用说明”部分 下显示的仅为推荐的起始稀释度;实际最佳的稀释度/浓度应由使用者检定。

应用	Ab评论	说明
WB		1/500 - 1/1000. Predicted molecular weight: 148 kDa.
ICC/IF		1/100 - 1/200.

靶标

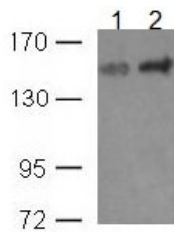
功能	Plays a role in actin reorganization and cell migration. The production of the second messenger molecules diacylglycerol (DAG) and inositol 1,4,5-trisphosphate (IP3) is mediated by activated phosphatidylinositol-specific phospholipase C enzymes. Major substrate for heparin-binding growth factor 1 (acidic fibroblast growth factor)-activated tyrosine kinase.
序列相似性	Contains 1 C2 domain. Contains 1 EF-hand domain. Contains 2 PH domains. Contains 1 PI-PLC X-box domain. Contains 1 PI-PLC Y-box domain. Contains 2 SH2 domains. Contains 1 SH3 domain.
结构域	The SH3 domain mediates interaction with CLNK (By similarity). The SH3 domain also mediates interaction with RALGPS1.
翻译后修饰	The receptor-mediated activation of PLC-gamma-1 and PLC-gamma-2 involves their phosphorylation by tyrosine kinases in response to ligation of a variety of growth factor receptors and immune system receptors. May be dephosphorylated by PTPRJ. Ubiquitinated by CBLB in activated T-cells.
细胞定位	Cell projection > lamellipodium. Cell projection > ruffle. Rapidly redistributed to ruffles and lamellipodia structures in response to epidermal growth factor (EGF) treatment.

图片



Immunofluorescence staining of methanol fixed HeLa cells labelling Phospholipase C gamma 1/PLC-gamma-1 (phospho Y771) with ab131455 antibody at a dilution of 1/100.

Immunocytochemistry/ Immunofluorescence - Anti-Phospholipase C gamma 1/PLC-gamma-1 (phospho Y771) antibody (ab131455)



All lanes : Anti-Phospholipase C gamma 1/PLC-gamma-1 (phospho Y771) antibody (ab131455) at 1/500 dilution

Lane 1 : 3T3 cell extracts untreated

Lane 2 : 3T3 cell extracts serum treated

Western blot - Anti-Phospholipase C gamma 1/PLC-gamma-1 (phospho Y771) antibody (ab131455)

Predicted band size: 148 kDa

Please note: All products are "FOR RESEARCH USE ONLY. NOT FOR USE IN DIAGNOSTIC PROCEDURES"

Our Abpromise to you: Quality guaranteed and expert technical support

- Replacement or refund for products not performing as stated on the datasheet
- Valid for 12 months from date of delivery
- Response to your inquiry within 24 hours
- We provide support in Chinese, English, French, German, Japanese and Spanish
- Extensive multi-media technical resources to help you
- We investigate all quality concerns to ensure our products perform to the highest standards

If the product does not perform as described on this datasheet, we will offer a refund or replacement. For full details of the Abpromise, please visit <https://www.abcam.cn/abpromise> or contact our technical team.

Terms and conditions

- Guarantee only valid for products bought direct from Abcam or one of our authorized distributors