

Anti-PDK1 antibody [SP270] - C-terminal ab227682

重组 RabMAb

1 References 8 图像

概述

产品名称	Anti-PDK1抗体[SP270] - C-terminal
描述	兔单克隆抗体[SP270] to PDK1 - C-terminal
宿主	Rabbit
经测试应用	适用于: IHC-P
种属反应性	与反应: Human
免疫原	Synthetic peptide. This information is proprietary to Abcam and/or its suppliers.
阳性对照	IHC-P: Human kidney, liver, stomach, heart, pancreas, testis and liver hepatocellular carcinoma tissues.
常规说明	This product is FOR RESEARCH USE ONLY. For commercial use, please contact <a href="mailto:partnerships@abcam.com">partnerships@abcam.com</a> .

性能

形式	Liquid
存放说明	Shipped at 4°C. Store at +4°C short term (1-2 weeks). Upon delivery aliquot. Store at -20°C long term. Avoid freeze / thaw cycle.
存储溶液	pH: 7.60 Preservative: 0.1% Sodium azide Constituents: PBS, 1% BSA
纯度	Protein A/G purified
纯化说明	Purified from TCS by Protein A/G.
克隆	单克隆
克隆编号	SP270
同种型	IgG

应用

The Abpromise guarantee Abpromise™ 承诺保证使用ab227682于以下的经测试应用

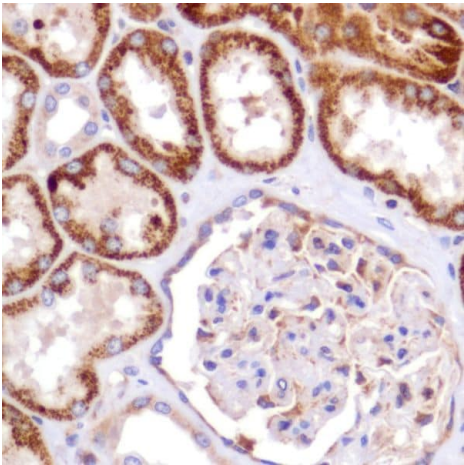
“应用说明”部分 下显示的仅为推荐的起始稀释度;实际最佳的稀释度/浓度应由使用者检定。

应用	Ab评论	说明
IHC-P		1/100. Boil tissue section in EDTA buffer, pH 8.0 for 10 minutes followed by cooling at room temperature for 20 minutes.  Primary antibody incubation for 10 minutes at room temperature.

靶标

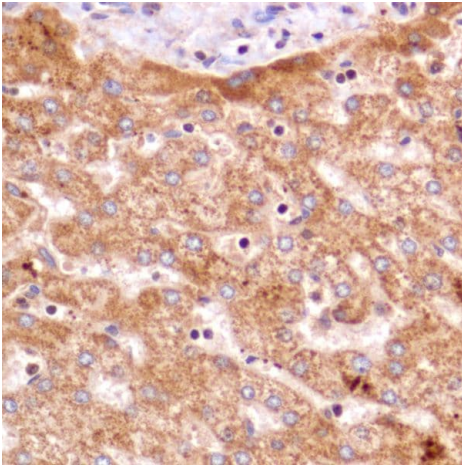
功能	Inhibits the mitochondrial pyruvate dehydrogenase complex by phosphorylation of the E1 alpha subunit, thus contributing to the regulation of glucose metabolism.
组织特异性	Expressed predominantly in the heart.
序列相似性	Belongs to the PDK/BCKDK protein kinase family. Contains 1 histidine kinase domain.
细胞定位	Mitochondrion matrix.

图片



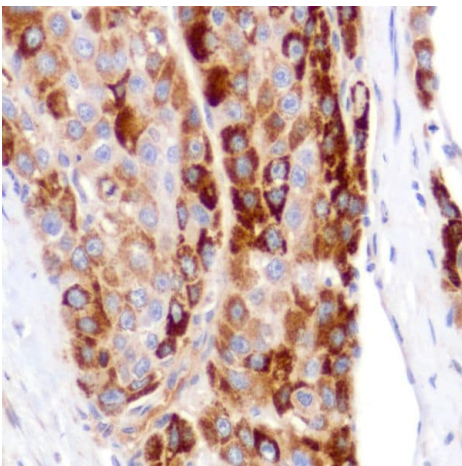
Immunohistochemistry (Formalin/PFA-fixed paraffin-embedded sections) - Anti-PDK1 antibody [SP270] - C-terminal (ab227682)

Formalin-fixed, paraffin-embedded human kidney tissue stained for PDK1 using ab227682 at 1/100 dilution in immunohistochemical analysis.



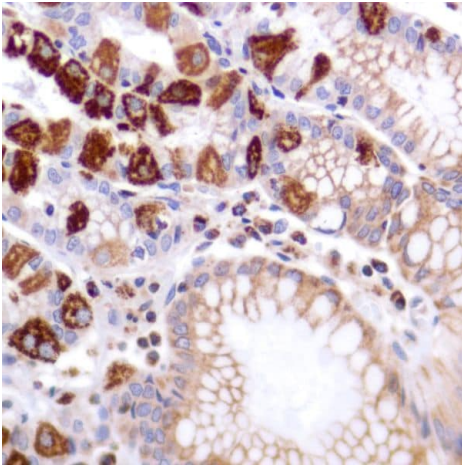
Formalin-fixed, paraffin-embedded human liver tissue stained for PDK1 using ab227682 at 1/100 dilution in immunohistochemical analysis.

Immunohistochemistry (Formalin/PFA-fixed paraffin-embedded sections) - Anti-PDK1 antibody [SP270] - C-terminal (ab227682)



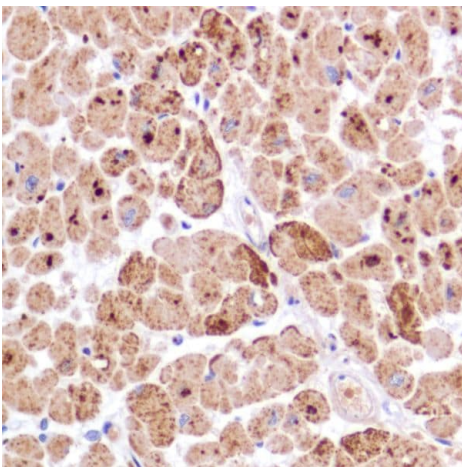
Formalin-fixed, paraffin-embedded human liver hepatocellular carcinoma tissue stained for PDK1 using ab227682 at 1/100 dilution in immunohistochemical analysis.

Immunohistochemistry (Formalin/PFA-fixed paraffin-embedded sections) - Anti-PDK1 antibody [SP270] - C-terminal (ab227682)



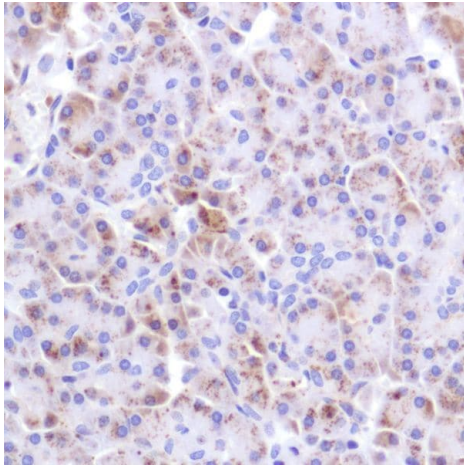
Immunohistochemistry (Formalin/PFA-fixed paraffin-embedded sections) - Anti-PDK1 antibody [SP270] - C-terminal (ab227682)

Formalin-fixed, paraffin-embedded human stomach tissue stained for PDK1 using ab227682 at 1/100 dilution in immunohistochemical analysis.



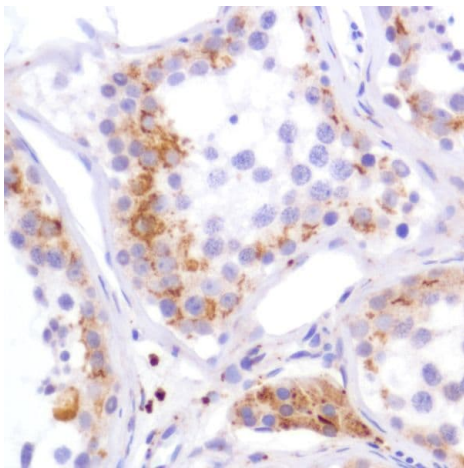
Immunohistochemistry (Formalin/PFA-fixed paraffin-embedded sections) - Anti-PDK1 antibody [SP270] - C-terminal (ab227682)

Formalin-fixed, paraffin-embedded human heart tissue stained for PDK1 using ab227682 at 1/100 dilution in immunohistochemical analysis.



Immunohistochemistry (Formalin/PFA-fixed paraffin-embedded sections) - Anti-PDK1 antibody [SP270] - C-terminal (ab227682)





Formalin-fixed, paraffin-embedded human pancreas tissue stained for PDK1 using ab227682 at 1/100 dilution in immunohistochemical analysis.



Immunohistochemistry (Formalin/PFA-fixed paraffin-embedded sections) - Anti-PDK1 antibody [SP270] - C-terminal (ab227682)

Formalin-fixed, paraffin-embedded human testis tissue stained for PDK1 using ab227682 at 1/100 dilution in immunohistochemical analysis.

Why choose a recombinant antibody?

 <p><b>Research with confidence</b> Consistent and reproducible results</p>	 <p><b>Long-term and scalable supply</b> Recombinant technology</p>
 <p><b>Success from the first experiment</b> Confirmed specificity</p>	 <p><b>Ethical standards compliant</b> Animal-free production</p>

Anti-PDK1 antibody [SP270] - C-terminal (ab227682)

**Please note:** All products are "FOR RESEARCH USE ONLY. NOT FOR USE IN DIAGNOSTIC PROCEDURES"

### Our Abpromise to you: Quality guaranteed and expert technical support

---

- Replacement or refund for products not performing as stated on the datasheet
- Valid for 12 months from date of delivery
- Response to your inquiry within 24 hours
- We provide support in Chinese, English, French, German, Japanese and Spanish
- Extensive multi-media technical resources to help you
- We investigate all quality concerns to ensure our products perform to the highest standards

If the product does not perform as described on this datasheet, we will offer a refund or replacement. For full details of the Abpromise, please visit <https://www.abcam.cn/abpromise> or contact our technical team.

### Terms and conditions

---

- Guarantee only valid for products bought direct from Abcam or one of our authorized distributors