



# Anti-PADI4 / PAD4 antibody ab26071

**1** [References](#) **2** [图像](#)

### 概述

产品名称	Anti-PADI4 / PAD4抗体
描述	山羊多克隆抗体to PADI4 / PAD4
宿主	Goat
经测试应用	适用于: ICC
种属反应性	与反应: Human
免疫原	Synthetic peptide corresponding to Human PADI4/ PAD4 aa 1-100 (N terminal). Database link: <a href="#">NP_036519.2</a>
	 <a href="#">Run BLAST with</a>  <a href="#">Run BLAST with</a>
阳性对照	ICC: HeLa and U2OS cells.
常规说明	<p>The Life Science industry has been in the grips of a reproducibility crisis for a number of years. Abcam is leading the way in addressing this with our range of recombinant monoclonal antibodies and knockout edited cell lines for gold-standard validation. Please check that this product meets your needs before purchasing.</p> <p>If you have any questions, special requirements or concerns, please send us an inquiry and/or contact our Support team ahead of purchase. Recommended alternatives for this product can be found below, along with publications, customer reviews and Q&amp;As</p>

### 性能

形式	Liquid
存放说明	Shipped at 4°C. Store at +4°C short term (1-2 weeks). Upon delivery aliquot. Store at -20°C or -80°C. Avoid freeze / thaw cycle.
存储溶液	pH: 7.30 Preservative: 0.02% Sodium azide Constituents: 99% Tris buffered saline, 0.5% BSA
纯度	Immunogen affinity purified
纯化说明	This antibody was purified from goat serum by ammonium sulphate precipitation followed by antigen affinity chromatography using the immunizing peptide.
克隆	多克隆
同种型	IgG

## 应用

### The Abpromise guarantee

**Abpromise™**承诺保证使用ab26071于以下的经测试应用

“应用说明”部分 下显示的仅为推荐的起始稀释度;实际最佳的稀释度/浓度应由使用者检定。

应用	Ab评论	说明
ICC		Use a concentration of 10 µg/ml.

## 靶标

### 功能

Catalyzes the citrullination/deimination of arginine residues of proteins. Citrullinates histone H3 at 'Arg-8' and/or 'Arg-17' and histone H4 at 'Arg-3', which prevents their methylation by CARM1 and HRMT1L2/PRMT1 and represses transcription. Citrullinates EP300/P300 at 'Arg-2142', which favors its interaction with NCOA2/GRIP1.

### 组织特异性

Expressed in eosinophils and neutrophils, not expressed in peripheral monocytes or lymphocytes.

### 疾病相关

Genetic variations in PADI4 are a cause of susceptibility to rheumatoid arthritis (RA) [MIM:180300]. It is a systemic inflammatory disease with autoimmune features and a complex genetic component. It primarily affects the joints and is characterized by inflammatory changes in the synovial membranes and articular structures, widespread fibrinoid degeneration of the collagen fibers in mesenchymal tissues, and by atrophy and rarefaction of bony structures. Note=Could have an important role in the pathogenesis of rheumatoid arthritis by increasing citrullination of proteins in rheumatoid arthritis synovial tissues, leading, in a cytokine-rich milieu, to a break in tolerance to citrullinated peptides processed and presented in the appropriate HLA context.

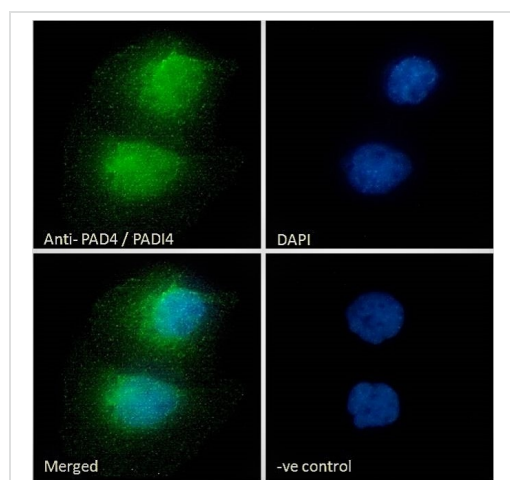
### 序列相似性

Belongs to the protein arginine deiminase family.

### 细胞定位

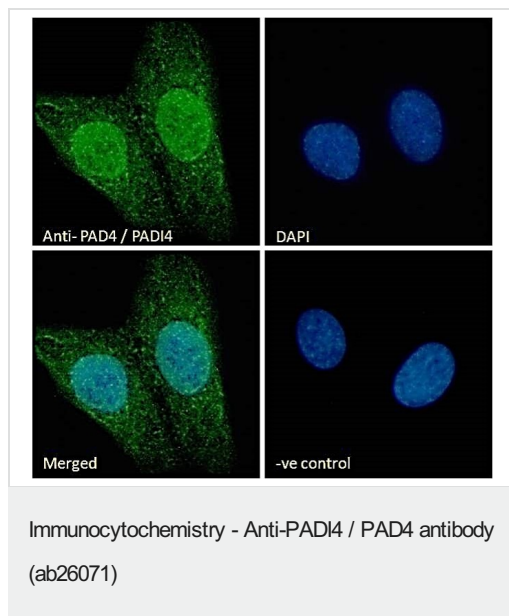
Cytoplasm. Nucleus. Cytoplasmic granule. Cytoplasmic granules of eosinophils and neutrophils.

## 图片



Immunocytochemistry analysis of HeLa cells labeling PADI4 / PADI4 antibody with ab26071 at 10 µg/mL (1 hour incubation). Cells were fixed with paraformaldehyde and permeabilized with 0.15% Triton. Alexa Fluor® 488 2 µg/mL was used as the secondary antibody. The nuclear stain is DAPI (blue). Negative control: Unimmunized goat IgG at 10 µg/mL followed by Alexa Fluor® 488 secondary antibody 2 µg/mL.

Immunocytochemistry - Anti-PADI4 / PADI4 antibody  
(ab26071)



Immunocytochemistry analysis of U2OS cells labeling PAD4 / PAD4 antibody with ab26071 at 10 µg/mL (1 hour incubation). Cells were fixed with paraformaldehyde and permeabilized with 0.15% Triton. Alexa Fluor® 488 2 µg/mL was used as the secondary antibody. The nuclear stain is DAPI (blue). Negative control: Unimmunized goat IgG at 10 µg/mL followed by Alexa Fluor® 488 secondary antibody 2 µg/mL.

**Please note:** All products are "FOR RESEARCH USE ONLY. NOT FOR USE IN DIAGNOSTIC PROCEDURES"

### Our Abpromise to you: Quality guaranteed and expert technical support

- Replacement or refund for products not performing as stated on the datasheet
- Valid for 12 months from date of delivery
- Response to your inquiry within 24 hours
- We provide support in Chinese, English, French, German, Japanese and Spanish
- Extensive multi-media technical resources to help you
- We investigate all quality concerns to ensure our products perform to the highest standards

If the product does not perform as described on this datasheet, we will offer a refund or replacement. For full details of the Abpromise, please visit <https://www.abcam.cn/abpromise> or contact our technical team.

### Terms and conditions

- Guarantee only valid for products bought direct from Abcam or one of our authorized distributors