


Anti-Otx1 antibody ab25985

★★★★☆ [4 Abreviews](#) [7 References](#) [2 图像](#)

概述

产品名称	Anti-Otx1 抗体
描述	兔多克隆抗体 to Otx1
宿主	Rabbit
特异性	We have not been able to test Rabbit polyclonal to Otx1 (ab25985) in Western Blot due to difficulties in accessing the appropriate lysates. We would appreciate any feedback on this antibody.
经测试应用	适用于: IHC-P, WB
种属反应性	与反应: Mouse, Human 预测可用于: Rat, Chimpanzee, Gorilla, Catfish 
免疫原	Synthetic peptide conjugated to KLH derived from within residues 100 - 200 of Mouse Otx1. 参阅 Abcam 的专有抗源政策
常规说明	<p>The Life Science industry has been in the grips of a reproducibility crisis for a number of years. Abcam is leading the way in addressing this with our range of recombinant monoclonal antibodies and knockout edited cell lines for gold-standard validation. Please check that this product meets your needs before purchasing.</p> <p>If you have any questions, special requirements or concerns, please send us an inquiry and/or contact our Support team ahead of purchase. Recommended alternatives for this product can be found below, along with publications, customer reviews and Q&As</p>

性能

形式	Liquid
存放说明	Shipped at 4°C. Store at +4°C short term (1-2 weeks). Upon delivery aliquot. Store at -20°C or -80°C. Avoid freeze / thaw cycle.
存储溶液	pH: 7.40 Preservative: 0.02% Sodium azide Constituent: PBS
	Batches of this product that have a concentration < 1mg/ml may have BSA added as a stabilising agent. If you would like information about the formulation of a specific lot, please contact our scientific support team who will be happy to help.

纯度	Immunogen affinity purified
克隆	多克隆
同种型	IgG

应用

The Abpromise guarantee

Abpromise™承诺保证使用ab25985于以下的经测试应用

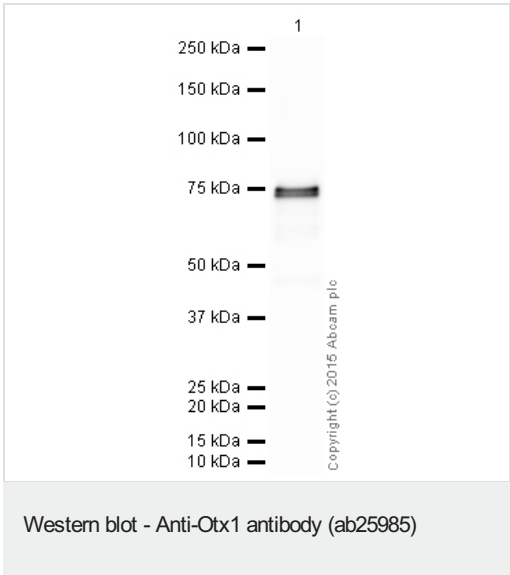
“应用说明”部分 下显示的仅为推荐的起始稀释度;实际最佳的稀释度/浓度应由使用者检定。

应用	Ab评论	说明
IHC-P	★★★★★ (3)	Use at an assay dependent concentration.
WB		Use at an assay dependent concentration. Detects a band of approximately 75 kDa (predicted molecular weight: 37 kDa). This application has only been tested on recombinant protein.

靶标

功能	Probably plays a role in the development of the brain and the sense organs. Can bind to the BCD target sequence (BTS): 5'-TCTAATCCC-3'.
组织特异性	Expressed in brain.
序列相似性	Belongs to the paired homeobox family. Bicoid subfamily. Contains 1 homeobox DNA-binding domain.
发展阶段	Embryo.
细胞定位	Nucleus.

图片



Anti-Otx1 antibody (ab25985) at 1 µg/ml + OTX1 (Human) -
 Recombinant Protein at 0.1 µg

Secondary
 Goat Anti-Rabbit IgG H&L (HRP) preadsorbed at 1/50000 dilution

Developed using the ECL technique.

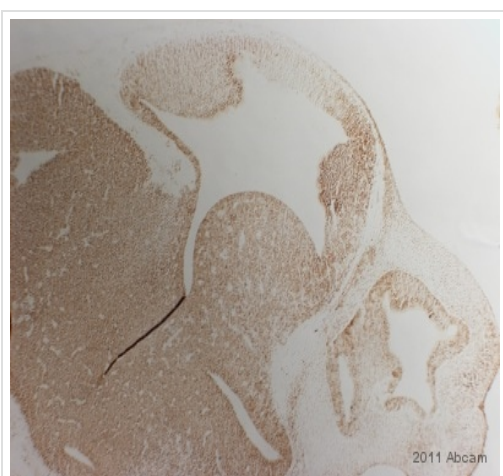
Performed under reducing conditions.

Predicted band size: 37 kDa
Observed band size: 75 kDa

Exposure time: 1 minute

This blot was produced using a 4-12% Bis-tris gel under the MOPS buffer system. The gel was run at 200V for 50 minutes before being transferred onto a Nitrocellulose membrane at 30V for 70 minutes. The membrane was then blocked for an hour using 2% Bovine Serum Albumin before being incubated with ab25985 overnight at 4°C. Antibody binding was detected using an anti-rabbit antibody conjugated to HRP, and visualised using ECL development solution **ab133406**.

Ab25985 recognizes the full length tagged recombinant protein which has an expected molecular weight of 75 kDa.



IHC-P image of Otx1 antibody (ab25985) on E11.5 mouse embryo sections. The sections were fixed in Paraformaldehyde and underwent heat mediated antigen retrieval using EDTA. These sections were then blocked in serum for 1 hour, before the Otx1 antibody was added at 1:100 dilution and left overnight at 4°C.

Immunohistochemistry (Formalin/PFA-fixed paraffin-embedded sections) - Anti-Otx1 antibody (ab25985)

This image is taken from an anonymous abreview

Please note: All products are "FOR RESEARCH USE ONLY. NOT FOR USE IN DIAGNOSTIC PROCEDURES"

Our Abpromise to you: Quality guaranteed and expert technical support

- Replacement or refund for products not performing as stated on the datasheet
- Valid for 12 months from date of delivery
- Response to your inquiry within 24 hours
- We provide support in Chinese, English, French, German, Japanese and Spanish
- Extensive multi-media technical resources to help you
- We investigate all quality concerns to ensure our products perform to the highest standards

If the product does not perform as described on this datasheet, we will offer a refund or replacement. For full details of the Abpromise, please visit <https://www.abcam.cn/abpromise> or contact our technical team.

Terms and conditions

- Guarantee only valid for products bought direct from Abcam or one of our authorized distributors