


### Anti-OB Cadherin antibody ab151302

★★★★★ [3 Abreviews](#) [12 References](#) [2 图像](#)

#### 概述

产品名称	Anti-OB Cadherin抗体
描述	兔多克隆抗体to OB Cadherin
宿主	Rabbit
经测试应用	适用于: WB, IHC-P
种属反应性	与反应: Mouse, Human 预测可用于: Rat, Cow 
免疫原	Recombinant fragment, corresponding to a region within amino acids 65-343 of Human OB Cadherin (Uniprot ID: P55287)
阳性对照	Mouse brain lysate; Normal Human lung tissue
常规说明	<p>The Life Science industry has been in the grips of a reproducibility crisis for a number of years. Abcam is leading the way in addressing this with our range of recombinant monoclonal antibodies and knockout edited cell lines for gold-standard validation. Please check that this product meets your needs before purchasing.</p> <p>If you have any questions, special requirements or concerns, please send us an inquiry and/or contact our Support team ahead of purchase. Recommended alternatives for this product can be found below, along with publications, customer reviews and Q&amp;As</p>

#### 性能

形式	Liquid
存放说明	Shipped at 4°C. Upon delivery aliquot. Store at -20°C or -80°C. Avoid freeze / thaw cycle.
存储溶液	<p>pH: 7.00</p> <p>Preservative: 0.025% Proclin 300</p> <p>Constituents: 79% PBS, 20% Glycerol (glycerin, glycerine)</p>
纯度	Immunogen affinity purified
克隆	多克隆
同种型	IgG

#### 应用

The Abpromise guarantee

Abpromise™承诺保证使用ab151302于以下的经测试应用

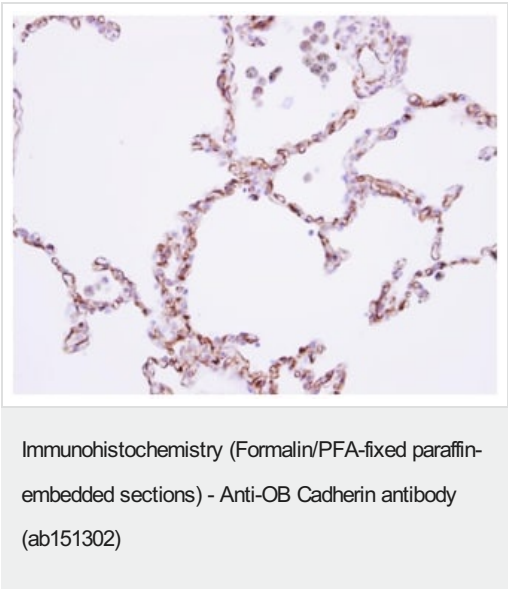
“应用说明”部分 下显示的仅为推荐的起始稀释度;实际最佳的稀释度/浓度应由使用者检定。

应用	Ab评论	说明
WB	★★★★★ (1)	1/500 - 1/3000. Predicted molecular weight: 87 kDa.
IHC-P	★★★★★ (1)	1/100 - 1/1000. Perform heat mediated antigen retrieval with citrate buffer pH 6 before commencing with IHC staining protocol.

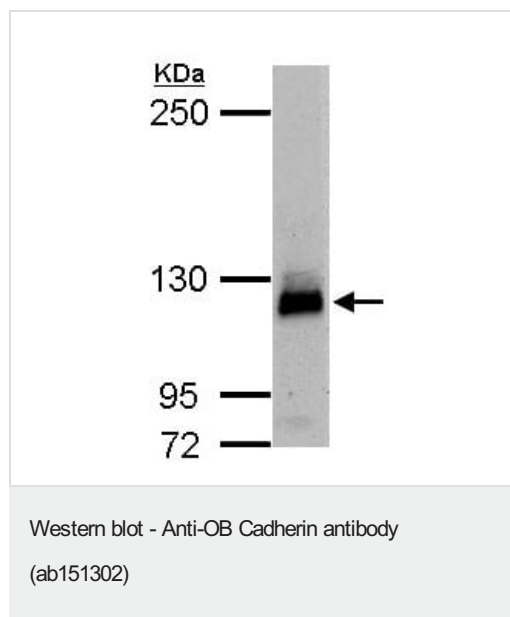
靶标

功能	Cadherins are calcium dependent cell adhesion proteins. They preferentially interact with themselves in a homophilic manner in connecting cells; cadherins may thus contribute to the sorting of heterogeneous cell types.
组织特异性	Expressed mainly in brain but also found in other tissues. Expressed in neuroblasts.
疾病相关	Note=A chromosomal aberration involving CDH11 is a common genetic feature of aneurysmal bone cyst, a benign osseous neoplasm. Translocation t(16;17)(q22;p13) with USP6. The translocation generates a fusion gene in which the strong CDH11 promoter is fused to the entire USP6 coding sequence, resulting in USP6 transcriptional up-regulation.
序列相似性	Contains 5 cadherin domains.
细胞定位	Cell membrane.

图片



Immunohistochemical analysis of paraffin-embedded normal Human lung tissue labeling OB Cadherin with ab151302 antibody at 1/250 dilution.



Anti-OB Cadherin antibody (ab151302) at 1/1000 dilution + Mouse  
brain whole cell lysate at 50 µg

**Predicted band size:** 87 kDa

5% SDS PAGE

**Please note:** All products are "FOR RESEARCH USE ONLY. NOT FOR USE IN DIAGNOSTIC PROCEDURES"

### Our Abpromise to you: Quality guaranteed and expert technical support

---

- Replacement or refund for products not performing as stated on the datasheet
- Valid for 12 months from date of delivery
- Response to your inquiry within 24 hours
- We provide support in Chinese, English, French, German, Japanese and Spanish
- Extensive multi-media technical resources to help you
- We investigate all quality concerns to ensure our products perform to the highest standards

If the product does not perform as described on this datasheet, we will offer a refund or replacement. For full details of the Abpromise, please visit <https://www.abcam.cn/abpromise> or contact our technical team.

### Terms and conditions

---

- Guarantee only valid for products bought direct from Abcam or one of our authorized distributors