


Anti-NPHS2 antibody ab50339

★★★★★ [10 Abreviews](#) [83 References](#) [5 图像](#)

概述

产品名称	Anti-NPHS2抗体
描述	兔多克隆抗体to NPHS2
宿主	Rabbit
经测试应用	适用于: IHC-P, WB
种属反应性	与反应: Mouse, Rat 预测可用于: Human 
免疫原	Synthetic peptide corresponding to Human NPHS2 aa 367-383 conjugated to keyhole limpet haemocyanin (Cysteine residue). Synthetic peptide conjugated to KLH by an N-terminal Cysteine residue linker. Sequence: SKPVEPLNPKKKDSPML

 [Run BLAST with](#)

 [Run BLAST with](#)

常规说明

The Life Science industry has been in the grips of a reproducibility crisis for a number of years. Abcam is leading the way in addressing this with our range of recombinant monoclonal antibodies and knockout edited cell lines for gold-standard validation. Please check that this product meets your needs before purchasing.

If you have any questions, special requirements or concerns, please send us an inquiry and/or contact our Support team ahead of purchase. Recommended alternatives for this product can be found below, along with publications, customer reviews and Q&As

性能

形式	Liquid
存放说明	Shipped at 4°C. Store at +4°C short term (1-2 weeks). Upon delivery aliquot. Store at -20°C or -80°C. Avoid freeze / thaw cycle.
存储溶液	pH: 7.40 Preservative: 0.097% Sodium azide Constituent: 0.0268% PBS
纯度	Immunogen affinity purified
纯化说明	ab50339 is affinity-purified using the immunizing peptide immobilized on agarose.
克隆	多克隆

同种型

lgG

应用

The Abpromise guarantee

Abpromise™承诺保证使用ab50339于以下的经测试应用

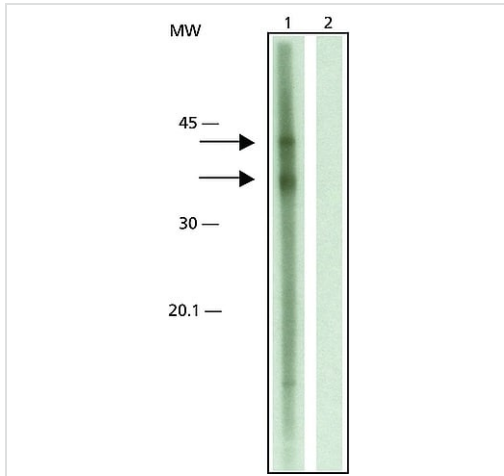
“应用说明”部分 下显示的仅为推荐的起始稀释度;实际最佳的稀释度/浓度应由使用者检定。

应用	Ab评论	说明
IHC-P	★★★★★ (5)	Use a concentration of 0.2 µg/ml.
WB		Use a concentration of 0.5 - 1 µg/ml. Predicted molecular weight: 42 kDa. Additional weak bands may be detected when immunoblotting various extract preparations. Detection of podocin (doublet) by immunoblotting is specifically inhibited with the immunizing peptide. The upper band may represent a post-translational modified variant.

靶标

功能	Plays a role in the regulation of glomerular permeability, acting probably as a linker between the plasma membrane and the cytoskeleton.
组织特异性	Almost exclusively expressed in the podocytes of fetal and mature kidney glomeruli.
疾病相关	Defects in NPHS2 are the cause of nephrotic syndrome type 2 (NPHS2) [MIM:600995]. It is a renal disorder characterized clinically by childhood onset of proteinuria, hypoalbuminemia, hyperlipidemia, and edema. Kidney biopsies show non-specific histologic changes such as focal segmental glomerulosclerosis and diffuse mesangial proliferation. The disorder is resistant to steroid treatment and progresses to end-stage renal failure in the first or second decades. Some patients show later onset of the disorder.
序列相似性	Belongs to the band 7/mec-2 family.
细胞定位	Cell membrane.

图片



Western blot - Anti-NPHS2 antibody (ab50339)

All lanes : Anti-NPHS2 antibody (ab50339) at 1 µg/ml

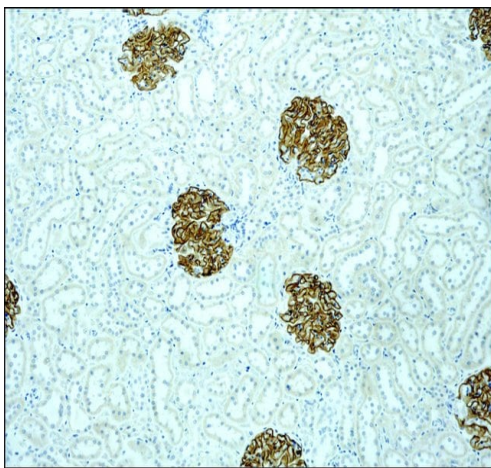
Lane 1 : Rat glomeruli tissue extract

Lane 2 : Rat glomeruli tissue extract with Immunizing peptide

Secondary

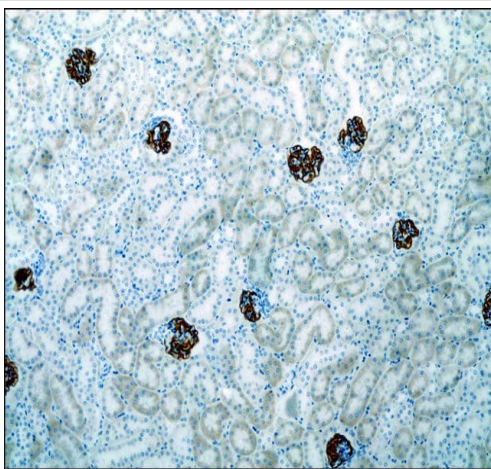
All lanes : Anti_rabbit IgG-peroxidase

Predicted band size: 42 kDa



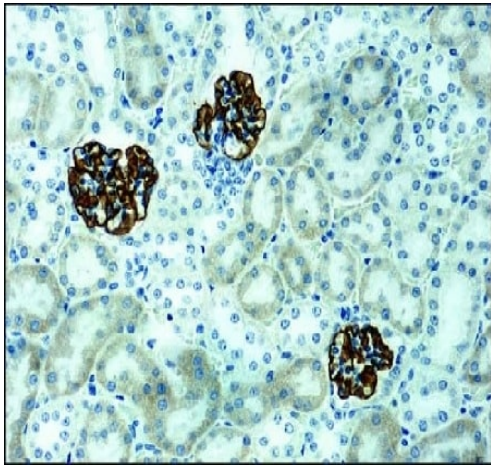
Immunohistochemistry (Formalin/PFA-fixed paraffin-embedded sections) - Anti-NPHS2 antibody (ab50339)

Immunohistochemical analysis of formalin-fixed, paraffin-embedded rat kidney tissue using ab50339 at 0.2 µg/ml.



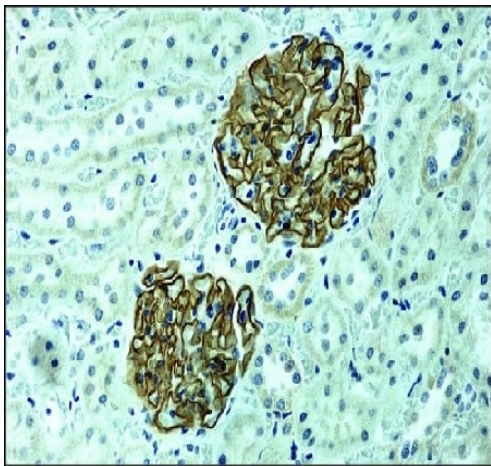
Immunohistochemistry (Formalin/PFA-fixed paraffin-embedded sections) - Anti-NPHS2 antibody (ab50339)

Immunohistochemical analysis of formalin-fixed, paraffin-embedded mouse kidney tissue using ab50339 at 0.2 µg/ml.



Immunohistochemistry (Formalin/PFA-fixed paraffin-embedded sections) - Anti-NPHS2 antibody (ab50339)

Immunohistochemical analysis of paraffin-embedded mouse kidney tissue labeling NPHS2 with ab50339 at 0.2 µg/ml.



Immunohistochemistry (Formalin/PFA-fixed paraffin-embedded sections) - Anti-NPHS2 antibody (ab50339)

Immunohistochemical analysis of paraffin-embedded rat kidney tissue labeling NPHS2 with ab50339 at 0.2 µg/ml.

Please note: All products are "FOR RESEARCH USE ONLY. NOT FOR USE IN DIAGNOSTIC PROCEDURES"

Our Abpromise to you: Quality guaranteed and expert technical support

- Replacement or refund for products not performing as stated on the datasheet
- Valid for 12 months from date of delivery
- Response to your inquiry within 24 hours
- We provide support in Chinese, English, French, German, Japanese and Spanish
- Extensive multi-media technical resources to help you
- We investigate all quality concerns to ensure our products perform to the highest standards

If the product does not perform as described on this datasheet, we will offer a refund or replacement. For full details of the Abpromise, please visit <https://www.abcam.cn/abpromise> or contact our technical team.

Terms and conditions

- Guarantee only valid for products bought direct from Abcam or one of our authorized distributors