


Anti-Noxa antibody ab36833

★★★★★ [2 Abreviews](#) [16 References](#) [4 图像](#)

概述

产品名称	Anti-Noxa抗体
描述	兔多克隆抗体to Noxa
宿主	Rabbit
特异性	Although immunogen is from Mouse, customer feedback indicates that the results for Mouse are non-specific (see Abreviews).
经测试应用	适用于: WB, IHC-P, ICC/IF
种属反应性	与反应: Human 预测可用于: Rat 
免疫原	Synthetic peptide corresponding to 17 amino acids at the amino terminus of mouse Noxa. (Peptide available as ab39823 .)
阳性对照	Human stomach tissue lysate.
常规说明	<p>The Life Science industry has been in the grips of a reproducibility crisis for a number of years. Abcam is leading the way in addressing this with our range of recombinant monoclonal antibodies and knockout edited cell lines for gold-standard validation. Please check that this product meets your needs before purchasing.</p> <p>If you have any questions, special requirements or concerns, please send us an inquiry and/or contact our Support team ahead of purchase. Recommended alternatives for this product can be found below, along with publications, customer reviews and Q&As</p>

性能

形式	Liquid
存放说明	Shipped at 4°C. Store at +4°C.
存储溶液	pH: 7.2 Preservative: 0.02% Sodium azide Constituent: PBS
纯度	Immunogen affinity purified
克隆	多克隆
同种型	IgG

应用

The Abpromise guarantee **Abpromise™**承诺保证使用ab36833于以下的经测试应用

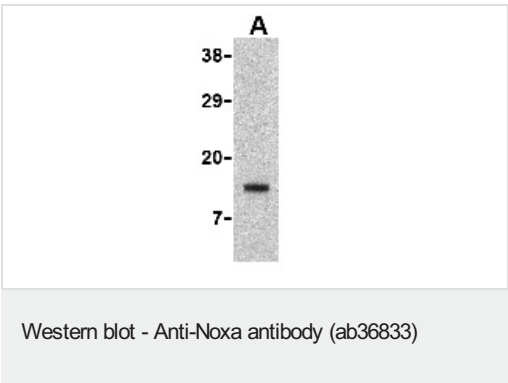
“应用说明”部分 下显示的仅为推荐的起始稀释度;实际最佳的稀释度/浓度应由使用者检定。

应用	Ab评论	说明
WB	★★★★★ (2)	Use a concentration of 0.5 - 1 µg/ml. Predicted molecular weight: 6 kDa.
IHC-P		Use a concentration of 1 µg/ml.
ICC/IF		Use a concentration of 1 - 5 µg/ml.

靶标

功能	Promotes activation of caspases and apoptosis. Promotes mitochondrial membrane changes and efflux of apoptogenic proteins from the mitochondria. Contributes to p53/TP53-dependent apoptosis after radiation exposure. Promotes proteasomal degradation of MCL1. Competes with BAK1 for binding to MCL1 and can displace BAK1 from its binding site on MCL1 (By similarity). Competes with BIM/BCL2L11 for binding to MCL1 and can displace BIM/BCL2L11 from its binding site on MCL1.
组织特异性	Highly expressed in adult T-cell leukemia cell line.
序列相似性	Belongs to the PMAIP1 family.
结构域	The BH3 motif is essential for pro-apoptotic activity.
细胞定位	Mitochondrion.

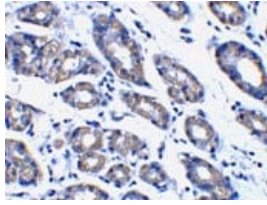
图片



Anti-Noxa antibody (ab36833) at 0.5 µg/ml + Human stomach cell lysate

Predicted band size: 6 kDa

Observed band size: 15 kDa



Immunohistochemistry (Formalin/PFA-fixed paraffin-embedded sections) - Anti-Noxa antibody (ab36833)

ab36833 at 1µg/ml staining Noxa in human stomach tissue by IHC

Immunocytochemistry/ Immunofluorescence - Anti-Noxa antibody (ab36833)

ICC/IF image of ab36833 stained HeLa cells. The cells were 100% methanol fixed (5 min) and then incubated in 1%BSA / 10% normal goat serum / 0.3M glycine in 0.1% PBS-Tween for 1h to permeabilise the cells and block non-specific protein-protein interactions. The cells were then incubated with the antibody (ab36833, 1µg/ml) overnight at +4°C. The secondary antibody (green) was Alexa Fluor® 488 goat anti-rabbit IgG (H+L) used at a 1/1000 dilution for 1h. Alexa Fluor® 594 WGA was used to label plasma membranes (red) at a 1/200 dilution for 1h. DAPI was used to stain the cell nuclei (blue) at a concentration of 1.43µM.

Immunocytochemistry/ Immunofluorescence - Anti-Noxa antibody (ab36833)

Immunofluorescence of Noxa in Human Stomach cells using ab36833 at 10 ug/ml.

Please note: All products are "FOR RESEARCH USE ONLY. NOT FOR USE IN DIAGNOSTIC PROCEDURES"

Our Abpromise to you: Quality guaranteed and expert technical support

- Replacement or refund for products not performing as stated on the datasheet
- Valid for 12 months from date of delivery
- Response to your inquiry within 24 hours
- We provide support in Chinese, English, French, German, Japanese and Spanish
- Extensive multi-media technical resources to help you
- We investigate all quality concerns to ensure our products perform to the highest standards

If the product does not perform as described on this datasheet, we will offer a refund or replacement. For full details of the Abpromise, please visit <https://www.abcam.cn/abpromise> or contact our technical team.

Terms and conditions

- Guarantee only valid for products bought direct from Abcam or one of our authorized distributors