




Anti-Nociceptin antibody ab216413

2 References **2 图像**

概述

产品名称	Anti-Nociceptin抗体
描述	兔多克隆抗体to Nociceptin
宿主	Rabbit
经测试应用	适用于: IHC-P, WB
种属反应性	与反应: Rat 预测可用于: Mouse, Cow, Human, Pig 
免疫原	Synthetic peptide corresponding to Human Nociceptin aa 100 to the C-terminus conjugated to keyhole limpet haemocyanin. Database link: Q13519  Run BLAST with  Run BLAST with
阳性对照	Rat brain tissue. Rat brain lysates.
常规说明	<p>The Life Science industry has been in the grips of a reproducibility crisis for a number of years. Abcam is leading the way in addressing this with our range of recombinant monoclonal antibodies and knockout edited cell lines for gold-standard validation. Please check that this product meets your needs before purchasing.</p> <p>If you have any questions, special requirements or concerns, please send us an inquiry and/or contact our Support team ahead of purchase. Recommended alternatives for this product can be found below, along with publications, customer reviews and Q&As</p>

性能

形式	Liquid
存放说明	Shipped at 4°C. Store at +4°C short term (1-2 weeks). Upon delivery aliquot. Store at -20°C long term. Avoid freeze / thaw cycle.
存储溶液	pH: 7.40 Preservative: 0.02% Proclin 300 Constituents: 50% Glycerol (glycerin, glycerine), 1% BSA, 48.98% TBS, 1X
纯度	Protein A purified
克隆	多克隆
同种型	IgG

应用

The Abpromise guarantee **Abpromise™**承诺保证使用ab216413于以下的经测试应用

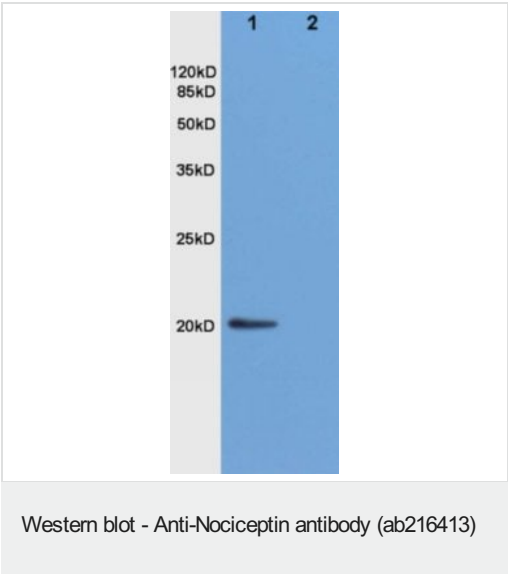
“应用说明”部分 下显示的仅为推荐的起始稀释度;实际最佳的稀释度/浓度应由使用者检定。

应用	Ab评论	说明
IHC-P		1/100 - 1/500.
WB		1/100 - 1/1000. Detects a band of approximately 19 kDa (predicted molecular weight: 20 kDa).

靶标

功能	<p>Nociceptin: Ligand of the opioid receptor-like receptor OPRL1. It may act as a transmitter in the brain by modulating nociceptive and locomotor behavior. May be involved in neuronal differentiation and development.</p> <p>Nocistatin: Blocks nociceptin action in pain transmission by inhibiting nociceptin-induced hyperalgesia and allodynia.</p> <p>Orphanin FQ2: Has potent analgesic activity.</p>
组织特异性	Predominantly expressed in the brain and spinal cord. Also expressed and secreted by peripheral blood neutrophils following degranulation.
序列相似性	Belongs to the opioid neuropeptide precursor family.
翻译后修饰	<p>Specific enzymatic cleavages at paired basic residues probably yield other active peptides besides nociceptin.</p> <p>The N-terminal domain contains 6 conserved cysteines thought to be involved in disulfide bonding and/or processing.</p>
细胞定位	Secreted.

图片



All lanes : Anti-Nociceptin antibody (ab216413) at 1/200 dilution

Lane 1 : rat brain lysate

Lane 2 : rat liver lysate

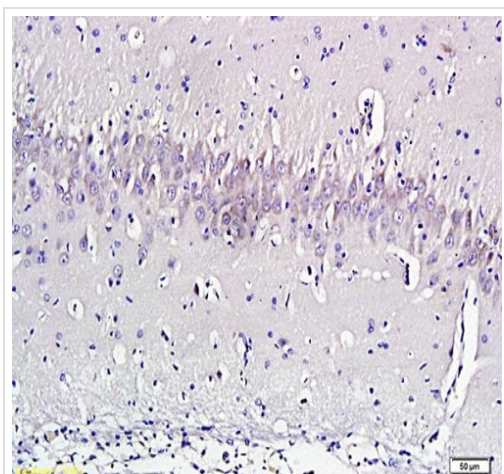
Secondary

All lanes : Goat Anti-Rabbit IgG Antibody (H+L), HRP at 1/3000 dilution

Developed using the ECL technique.

Predicted band size: 20 kDa

15% gel.



Immunohistochemistry (Formalin/PFA-fixed paraffin-embedded sections) - Anti-Nociceptin antibody (ab216413)

Immunohistochemical analysis of formalin-fixed, paraffin-embedded rat brain tissue labeling Nociceptin with ab216413 at 1/300 dilution, followed by conjugation to the secondary antibody and DAB staining.

Please note: All products are "FOR RESEARCH USE ONLY. NOT FOR USE IN DIAGNOSTIC PROCEDURES"

Our Abpromise to you: Quality guaranteed and expert technical support

- Replacement or refund for products not performing as stated on the datasheet
- Valid for 12 months from date of delivery
- Response to your inquiry within 24 hours
- We provide support in Chinese, English, French, German, Japanese and Spanish
- Extensive multi-media technical resources to help you
- We investigate all quality concerns to ensure our products perform to the highest standards

If the product does not perform as described on this datasheet, we will offer a refund or replacement. For full details of the Abpromise, please visit <https://www.abcam.cn/abpromise> or contact our technical team.

Terms and conditions

- Guarantee only valid for products bought direct from Abcam or one of our authorized distributors