




### Anti-NK-1R antibody ab61705

★☆☆☆☆ [1 Abreviews](#) [3 References](#) [2 图像](#)

#### 概述

产品名称	Anti-NK-1R抗体
描述	山羊多克隆抗体to NK-1R
宿主	Goat
特异性	This antibody is expected to recognise both reported isoforms (NP_001049.1 and NP_056542.1).
经测试应用	<b>适用于:</b> WB, ICC/IF
种属反应性	<b>与反应:</b> Mouse, Human <b>预测可用于:</b> Dog 
免疫原	Synthetic peptide corresponding to Human NK-1R aa 227-239 (internal sequence). Sequence: C-EIPGDSSDRYHEQ <div>  <a href="#">Run BLAST with</a>  <a href="#">Run BLAST with</a> </div>
阳性对照	WB: HeLa cell lysate and Neuro2a cell lysate. ICC/IF: Neuro2a cells.
常规说明	<p>The Life Science industry has been in the grips of a reproducibility crisis for a number of years. Abcam is leading the way in addressing this with our range of recombinant monoclonal antibodies and knockout edited cell lines for gold-standard validation. Please check that this product meets your needs before purchasing.</p> <p>If you have any questions, special requirements or concerns, please send us an inquiry and/or contact our Support team ahead of purchase. Recommended alternatives for this product can be found below, along with publications, customer reviews and Q&amp;As</p>

#### 性能

形式	Liquid
存放说明	Shipped at 4°C. Upon delivery aliquot and store at -20°C or -80°C. Avoid repeated freeze / thaw cycles.
存储溶液	pH: 7.30 Preservative: 0.02% Sodium azide Constituents: 0.5% Tris buffered saline, 0.5% BSA
纯度	Immunogen affinity purified

克隆

多克隆

同种型

IgG

应用

The Abpromise guarantee      **Abpromise™**承诺保证使用ab61705于以下的经测试应用

“应用说明”部分 下显示的仅为推荐的起始稀释度;实际最佳的稀释度/浓度应由使用者检定。

应用	Ab评论	说明
WB		
ICC/IF		

应用说明

Peptide ELISA: antibody detection limit dilution 1:32,000.  
WB: Use at a concentration of 1 - 3 µg/ml. Detects a band of approximately 35 kDa (predicted molecular weight isoform 2: 35 kDa).  
  
Not yet tested in other applications.  
Optimal dilutions/concentrations should be determined by the end user.

靶标

功能

This is a receptor for the tachykinin neuropeptide substance P. It is probably associated with G proteins that activate a phosphatidylinositol-calcium second messenger system. The rank order of affinity of this receptor to tachykinins is: substance P > substance K > neuromedin-K.

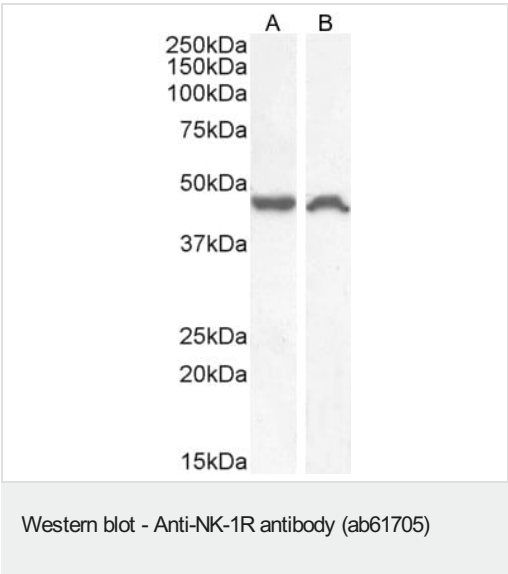
序列相似性

Belongs to the G-protein coupled receptor 1 family.

细胞定位

Cell membrane.

图片



**Lane 1 :** Anti-NK-1R antibody (ab61705) at 1 µg/ml  
**Lane 2 :** Anti-NK-1R antibody (ab61705) at 0.5 µg/ml

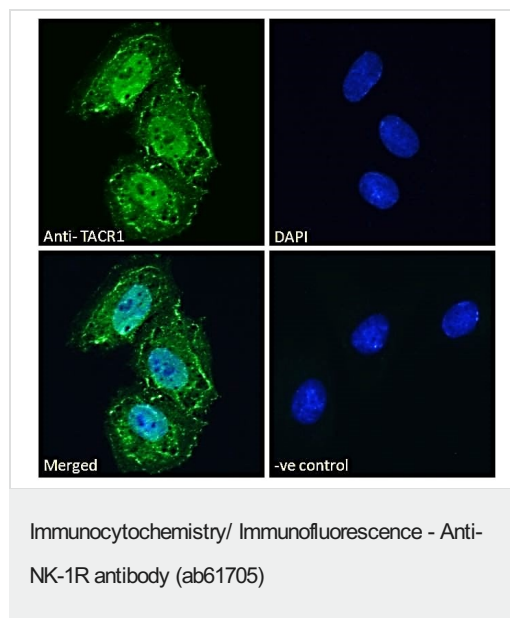
**Lane 1 :** HeLa (Human cervix adenocarcinoma epithelial cell) whole cell lysate  
**Lane 2 :** Neuro-2a (Mouse neuroblastoma cell line) whole cell lysate

Lysates/proteins at 35 µg per lane.

**Predicted band size:** 46 kDa  
**Observed band size:** 48 kDa

**Lane 1-2:** ab61705 (1µg/ml) staining of HeLa (A) and (0.5ug/ml) Neuro2a (B) cell lysate.

Primary incubation 1 hour at room temperature. Detected by chemiluminescence. RIPA buffer used.



Immunofluorescence analysis of paraformaldehyde fixed, 0.15% Triton permeabilized Neuro2a (Mouse neuroblastoma cell line) cells labelling NK-1R with primary Anti-NK-1R antibody (ab61705) at 10ug/ml for 1 hour, followed by Alexa Fluor 488 secondary antibody at 2ug/ml. Image showing nuclear and plasma membrane staining. The nuclear stain is DAPI (blue).

Negative control: Unimmunized goat IgG at 10ug/ml followed by Alexa Fluor 488 secondary antibody at 2ug/ml.

**Please note:** All products are "FOR RESEARCH USE ONLY. NOT FOR USE IN DIAGNOSTIC PROCEDURES"

### Our Abpromise to you: Quality guaranteed and expert technical support

- Replacement or refund for products not performing as stated on the datasheet
- Valid for 12 months from date of delivery
- Response to your inquiry within 24 hours
- We provide support in Chinese, English, French, German, Japanese and Spanish
- Extensive multi-media technical resources to help you
- We investigate all quality concerns to ensure our products perform to the highest standards

If the product does not perform as described on this datasheet, we will offer a refund or replacement. For full details of the Abpromise, please visit <https://www.abcam.cn/abpromise> or contact our technical team.

### Terms and conditions

- Guarantee only valid for products bought direct from Abcam or one of our authorized distributors