

Anti-Neutrophil Bactericidal Protein BP30 antibody ab196732

3 图像

概述

产品名称	Anti-Neutrophil Bactericidal蛋白BP30抗体
描述	兔多克隆抗体to Neutrophil Bactericidal蛋白BP30
宿主	Rabbit
经测试应用	适用于: WB, IHC-P, ICC/IF
种属反应性	与反应: Mouse, Human
免疫原	Recombinant fragment corresponding to Human Neutrophil Bactericidal Protein BP30 (C terminal). Database link: P17213
阳性对照	Jurkat, HepG2, SK-Hep1, mouse liver and mouse thymus extracts; Mouse lung tissue; A549 cells.
常规说明	<p>The Life Science industry has been in the grips of a reproducibility crisis for a number of years. Abcam is leading the way in addressing this with our range of recombinant monoclonal antibodies and knockout edited cell lines for gold-standard validation. Please check that this product meets your needs before purchasing.</p> <p>If you have any questions, special requirements or concerns, please send us an inquiry and/or contact our Support team ahead of purchase. Recommended alternatives for this product can be found below, along with publications, customer reviews and Q&As</p>

性能

形式	Liquid
存放说明	Shipped at 4°C. Store at +4°C short term (1-2 weeks). Upon delivery aliquot. Store at -20°C long term. Avoid freeze / thaw cycle.
存储溶液	pH: 7.40 Preservative: 0.02% Sodium azide Constituents: 49% PBS, 50% Glycerol (glycerin, glycerine), 0.87% Sodium chloride PBS without Mg ²⁺ and Ca ²⁺ .
纯度	Immunogen affinity purified
克隆	多克隆
同种型	IgG

应用

The Abpromise guarantee **Abpromise™**承诺保证使用ab196732于以下的经测试应用

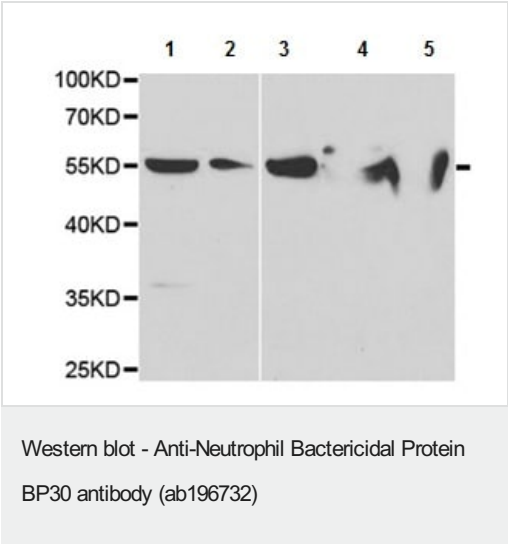
“应用说明”部分 下显示的仅为推荐的起始稀释度;实际最佳的稀释度/浓度应由使用者检定。

应用	Ab评论	说明
WB		1/500 - 1/2000. Predicted molecular weight: 54 kDa.
IHC-P		1/50 - 1/200.
ICC/IF		1/50 - 1/200.

靶标

功能	The cytotoxic action of BPI is limited to many species of Gram-negative bacteria; this specificity may be explained by a strong affinity of the very basic N-terminal half for the negatively charged lipopolysaccharides that are unique to the Gram-negative bacterial outer envelope. Has antibacterial activity against the Gram-negative bacterium <i>P.aeruginosa</i> , this activity is inhibited by LPS from <i>P.aeruginosa</i> .
组织特异性	Restricted to cells of the myeloid series.
序列相似性	Belongs to the BPI/LBP/Plunc superfamily. BPI/LBP family.
结构域	The N-terminal region may be exposed to the interior of the granule, whereas the C-terminal portion may be embedded in the membrane. During phagocytosis and degranulation, proteases may be released and activated and cleave BPI at the junction of the N-and C-terminal portions of the molecule, providing controlled release of the N-terminal antibacterial fragment when bacteria are ingested.
细胞定位	Secreted. Cytoplasmic granule membrane. Membrane-associated in polymorphonuclear Leukocytes (PMN) granules.

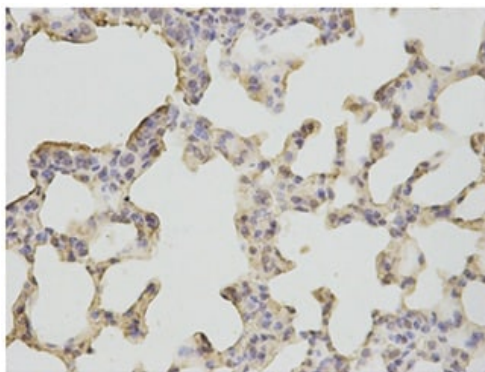
图片



All lanes : Anti-Neutrophil Bactericidal Protein BP30 antibody (ab196732) at 1/500 dilution

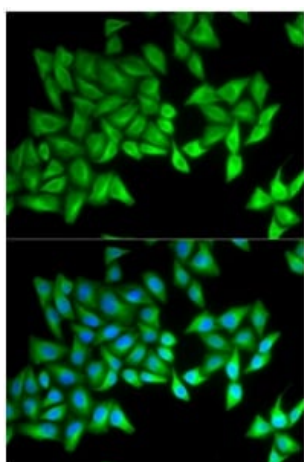
- Lane 1 :** Jurkat cell extract
- Lane 2 :** HepG2 cell extract
- Lane 3 :** SK-Hep1 cell extract
- Lane 4 :** Mouse liver extract
- Lane 5 :** Mouse thymus extract

Predicted band size: 54 kDa



Immunohistochemical analysis of paraffin-embedded Mouse liver cancer tissue labeling Neutrophil Bactericidal Protein BP30 with ab196732 at 1/200 dilution.

Immunohistochemistry (Formalin/PFA-fixed paraffin-embedded sections) - Anti-Neutrophil Bactericidal Protein BP30 antibody (ab196732)



Immunofluorescent analysis of A549 cells labeling Neutrophil Bactericidal Protein BP30 with ab196732 at 1/50 dilution.

Blue: DAPI for nuclear staining.

Immunocytochemistry/ Immunofluorescence - Anti-Neutrophil Bactericidal Protein BP30 antibody (ab196732)

Please note: All products are "FOR RESEARCH USE ONLY. NOT FOR USE IN DIAGNOSTIC PROCEDURES"

Our Abpromise to you: Quality guaranteed and expert technical support

- Replacement or refund for products not performing as stated on the datasheet
- Valid for 12 months from date of delivery
- Response to your inquiry within 24 hours
- We provide support in Chinese, English, French, German, Japanese and Spanish
- Extensive multi-media technical resources to help you
- We investigate all quality concerns to ensure our products perform to the highest standards

If the product does not perform as described on this datasheet, we will offer a refund or replacement. For full details of the Abpromise, please visit <https://www.abcam.cn/abpromise> or contact our technical team.

Terms and conditions

- Guarantee only valid for products bought direct from Abcam or one of our authorized distributors