




Anti-MURF1 antibody [7B8E1] ab201941

4 References [4 图像](#)

概述

产品名称	Anti-MURF1抗体[7B8E1]
描述	小鼠单克隆抗体[7B8E1] to MURF1
宿主	Mouse
经测试应用	适用于: ICC/IF, Flow Cyt, IHC-P
种属反应性	与反应: Human 预测可用于: Mouse, Rat 
免疫原	Synthetic peptide corresponding to Human MURF1 aa 250-350. Database link: Q969Q1 <div>  Run BLAST with  Run BLAST with </div>
阳性对照	HeLa cells; Human rectum cancer and muscle tissues.
常规说明	<p>The Life Science industry has been in the grips of a reproducibility crisis for a number of years. Abcam is leading the way in addressing this with our range of recombinant monoclonal antibodies and knockout edited cell lines for gold-standard validation. Please check that this product meets your needs before purchasing.</p> <p>If you have any questions, special requirements or concerns, please send us an inquiry and/or contact our Support team ahead of purchase. Recommended alternatives for this product can be found below, along with publications, customer reviews and Q&As</p>

性能

形式	Liquid
存放说明	Shipped at 4°C. Store at +4°C short term (1-2 weeks). Upon delivery aliquot. Store at -20°C long term. Avoid freeze / thaw cycle.
存储溶液	Preservative: 0.05% Sodium azide Constituent: 99% PBS
纯度	Protein G purified
纯化说明	Purified from tissue culture supernatant.
克隆	单克隆
克隆编号	7B8E1
同种型	IgG1

应用

The Abpromise guarantee

Abpromise™承诺保证使用ab201941于以下的经测试应用

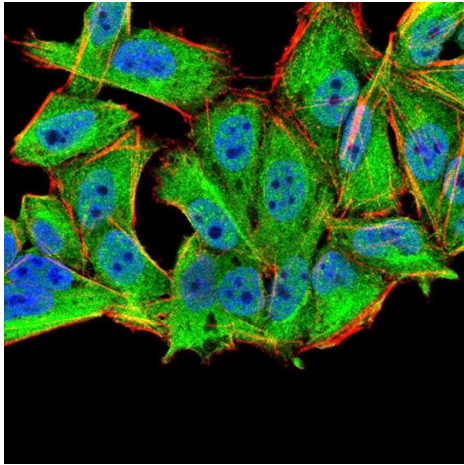
“应用说明”部分 下显示的仅为推荐的起始稀释度;实际最佳的稀释度/浓度应由使用者检定。

应用	Ab评论	说明
ICC/IF		1/200 - 1/1000.
Flow Cyt		1/200 - 1/400. ab170190 - Mouse monoclonal IgG1, is suitable for use as an isotype control with this antibody.
IHC-P		1/200 - 1/1000.

靶标

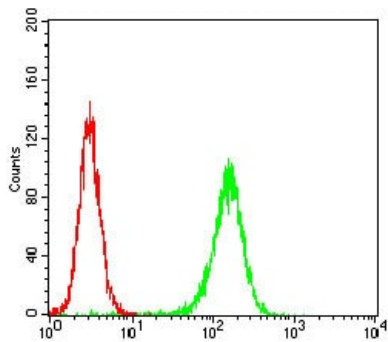
功能	E3 ubiquitin ligase. Regulates proteasomal degradation of cardiac troponin I/TNNI3 and probably of other sarcomeric-associated proteins. May play a role in striated muscle atrophy and hypertrophy by regulating an anti-hypertrophic PKC-mediated signaling pathway. May regulate the organization of myofibrils through TTN in muscle cells.
组织特异性	Muscle specific. Selectively expressed in heart and skeletal muscle. Also expressed in the iris.
通路	Protein modification; protein ubiquitination.
序列相似性	Contains 1 B box-type zinc finger. Contains 1 COS domain. Contains 1 RING-type zinc finger.
发展阶段	Expressed throughout all developmental stages.
结构域	The RING-type zinc finger mediates interaction with SUMO2 and localization to the nucleus. Also required for the E3 ubiquitin ligase activity.
细胞定位	Cytoplasm. Nucleus. Localizes to the M- and Z-lines in skeletal muscle. Colocalizes with TNNI3 in myocytes.

图片



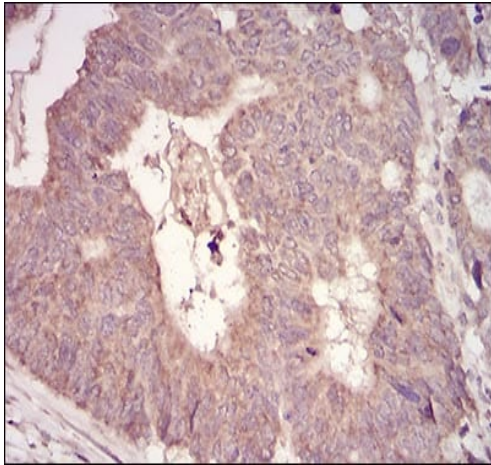
Immunofluorescent analysis of HeLa cells labeling MURF1 with ab201941 at 1/200 dilution. Blue: DRAQ5 fluorescent DNA dye. Red: Actin filaments have been labeled with Alexa Fluor- 555 phalloidin.

Immunocytochemistry/ Immunofluorescence - Anti-MURF1 antibody [7B8E1] (ab201941)



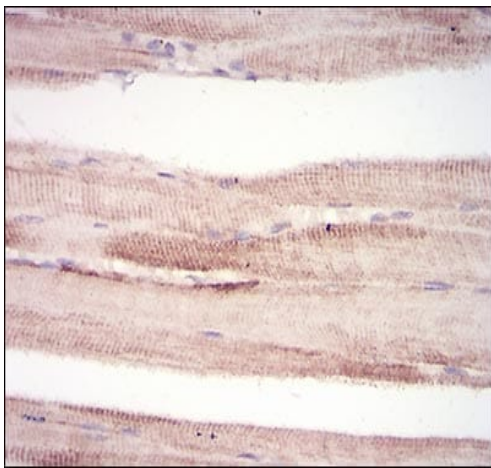
Flow cytometric analysis of HeLa cells labeling MURF1 with ab201941 at 1/200 dilution (green) compared to a negative control (red).

Flow Cytometry - Anti-MURF1 antibody [7B8E1] (ab201941)



Immunohistochemical analysis of paraffin-embedded Human rectum cancer tissue labeling MURF1 with ab201941 at 1/200 dilution, with DAB staining.

Immunohistochemistry (Formalin/PFA-fixed paraffin-embedded sections) - Anti-MURF1 antibody [7B8E1] (ab201941)



Immunohistochemical analysis of paraffin-embedded Human muscle tissue labeling MURF1 with ab201941 at 1/200 dilution, with DAB staining.

Immunohistochemistry (Formalin/PFA-fixed paraffin-embedded sections) - Anti-MURF1 antibody [7B8E1] (ab201941)

Please note: All products are "FOR RESEARCH USE ONLY. NOT FOR USE IN DIAGNOSTIC PROCEDURES"

Our Abpromise to you: Quality guaranteed and expert technical support

- Replacement or refund for products not performing as stated on the datasheet
- Valid for 12 months from date of delivery
- Response to your inquiry within 24 hours
- We provide support in Chinese, English, French, German, Japanese and Spanish
- Extensive multi-media technical resources to help you
- We investigate all quality concerns to ensure our products perform to the highest standards

If the product does not perform as described on this datasheet, we will offer a refund or replacement. For full details of the Abpromise, please visit <https://www.abcam.cn/abpromise> or contact our technical team.

Terms and conditions

- Guarantee only valid for products bought direct from Abcam or one of our authorized distributors