

Anti-mTOR antibody ab25880

★★★★★ [4 Abreviews](#) [9 References](#) [3 图像](#)

概述

产品名称	Anti-mTOR抗体
描述	兔多克隆抗体to mTOR
宿主	Rabbit
经测试应用	适用于: ICC/IF, WB
种属反应性	与反应: Mouse
免疫原	Synthetic 15 amino acid peptide from the amino terminus of human TOR.
阳性对照	L1210 cell lysate. ICC/IF: L1210 cells.
常规说明	<p>The Life Science industry has been in the grips of a reproducibility crisis for a number of years. Abcam is leading the way in addressing this with our range of recombinant monoclonal antibodies and knockout edited cell lines for gold-standard validation. Please check that this product meets your needs before purchasing.</p> <p>If you have any questions, special requirements or concerns, please send us an inquiry and/or contact our Support team ahead of purchase. Recommended alternatives for this product can be found below, along with publications, customer reviews and Q&amp;As</p>

性能

形式	Liquid
存放说明	Shipped at 4°C. Store at +4°C.
存储溶液	pH: 7.2 Preservative: 0.02% Sodium azide Constituent: PBS
纯度	Immunogen affinity purified
克隆	多克隆
同种型	IgG

应用

**The Abpromise guarantee**      **Abpromise™**承诺保证使用ab25880于以下的经测试应用

“应用说明”部分 下显示的仅为推荐的起始稀释度;实际最佳的稀释度/浓度应由使用者检定。

应用	Ab评论	说明
ICC/IF	★★★★★ (3)	Use a concentration of 2 µg/ml.
WB		Use a concentration of 1 µg/ml. Predicted molecular weight: 289 kDa.

## 靶标

### 功能

Kinase subunit of both mTORC1 and mTORC2, which regulates cell growth and survival in response to nutrient and hormonal signals. mTORC1 is activated in response to growth factors or amino-acids. Growth factor-stimulated mTORC1 activation involves AKT1-mediated phosphorylation of TSC1-TSC2, which leads to the activation of the RHEB GTPase that potentially activates the protein kinase activity of mTORC1. Amino-acid-signaling to mTORC1 requires its relocalization to the lysosomes mediated by the Ragulator complex and the Rag GTPases. Activated mTORC1 up-regulates protein synthesis by phosphorylating key regulators of mRNA translation and ribosome synthesis. mTORC1 phosphorylates EIF4EBP1 and releases it from inhibiting the elongation initiation factor 4E (eIF4E). mTORC1 phosphorylates and activates S6K1 at 'Thr-421', which then promotes protein synthesis by phosphorylating PDCD4 and targeting it for degradation. Phosphorylates MAF1 leading to attenuation of its RNA polymerase III-repressive function. mTORC2 is also activated by growth factors, but seems to be nutrient-insensitive. mTORC2 seems to function upstream of Rho GTPases to regulate the actin cytoskeleton, probably by activating one or more Rho-type guanine nucleotide exchange factors. mTORC2 promotes the serum-induced formation of stress-fibers or F-actin. mTORC2 plays a critical role in AKT1 'Ser-473' phosphorylation, which may facilitate the phosphorylation of the activation loop of AKT1 on 'Thr-308' by PDK1 which is a prerequisite for full activation. mTORC2 regulates the phosphorylation of SGK1 at 'Ser-422'. mTORC2 also modulates the phosphorylation of PRKCA on 'Ser-657'.

### 组织特异性

Expressed in numerous tissues, with highest levels in testis.

### 序列相似性

Belongs to the PI3/P14-kinase family.  
Contains 1 FAT domain.  
Contains 1 FATC domain.  
Contains 7 HEAT repeats.  
Contains 1 PI3K/PI4K domain.

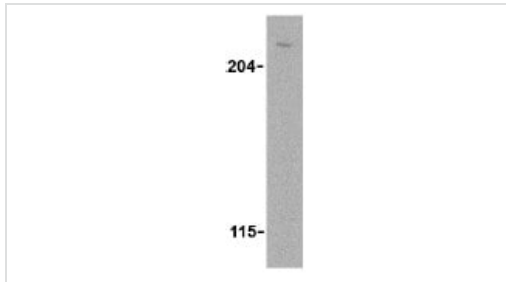
### 翻译后修饰

Autophosphorylated; when part of mTORC1 or mTORC2.

### 细胞定位

Endoplasmic reticulum membrane. Golgi apparatus membrane. Mitochondrion outer membrane. Lysosome. Cytoplasm. Nucleus > PML body. Shuttles between cytoplasm and nucleus. Accumulates in the nucleus in response to hypoxia (By similarity). Targeting to lysosomes depends on amino acid availability and RRAGA and RRAGB.

## 图片

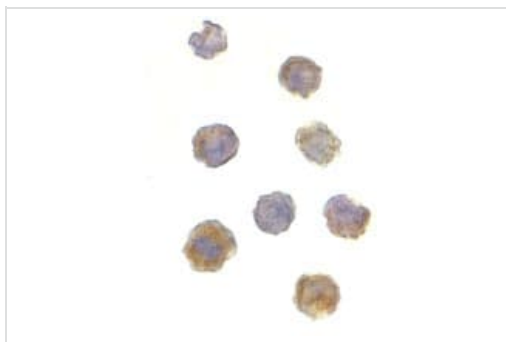


Western blot - Anti-mTOR antibody (ab25880)

Anti-mTOR antibody (ab25880) at 1 µg/ml + L1210 cell lysate

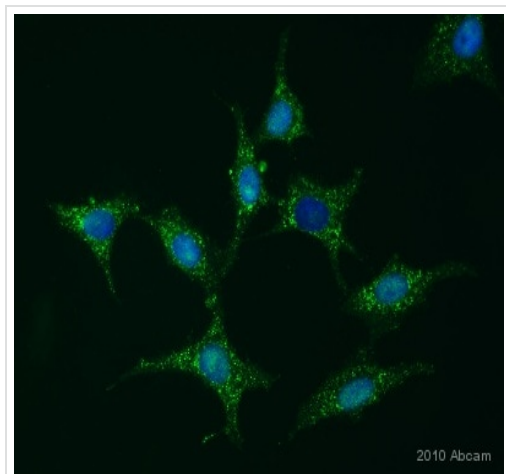
**Predicted band size:** 289 kDa

**Observed band size:** >204 kDa



Immunocytochemistry/ Immunofluorescence - Anti-mTOR antibody (ab25880)

ab25880 at 2µg/ml staining mTOR in L1210 cells by ICC/IF



Immunocytochemistry/ Immunofluorescence - Anti-mTOR antibody (ab25880)

**Please note:** All products are "FOR RESEARCH USE ONLY. NOT FOR USE IN DIAGNOSTIC PROCEDURES"

**Our Abpromise to you: Quality guaranteed and expert technical support**

- Replacement or refund for products not performing as stated on the datasheet
- Valid for 12 months from date of delivery
- Response to your inquiry within 24 hours
- We provide support in Chinese, English, French, German, Japanese and Spanish
- Extensive multi-media technical resources to help you
- We investigate all quality concerns to ensure our products perform to the highest standards

If the product does not perform as described on this datasheet, we will offer a refund or replacement. For full details of the Abpromise, please visit <https://www.abcam.cn/abpromise> or contact our technical team.

#### **Terms and conditions**

---

- Guarantee only valid for products bought direct from Abcam or one of our authorized distributors