




### Anti-MTBP antibody ab115529

★★★★★ [2 Abreviews](#) [3 References](#) [2 图像](#)

#### 概述

产品名称	Anti-MTBP抗体
描述	兔多克隆抗体to MTBP
宿主	Rabbit
经测试应用	适用于: IHC-P
种属反应性	与反应: Human 预测可用于: Mouse, Cow, Pig 
免疫原	Synthetic peptide: GAVECFEEDSNSRESLS conjugated to KLH, corresponding to amino acids 122-139 of Human MTBP (NP_071328.2).  <a href="#">Run BLAST with</a>  <a href="#">Run BLAST with</a>
阳性对照	Human thymus and tonsil tissues.
常规说明	<p>The Life Science industry has been in the grips of a reproducibility crisis for a number of years. Abcam is leading the way in addressing this with our range of recombinant monoclonal antibodies and knockout edited cell lines for gold-standard validation. Please check that this product meets your needs before purchasing.</p> <p>If you have any questions, special requirements or concerns, please send us an inquiry and/or contact our Support team ahead of purchase. Recommended alternatives for this product can be found below, along with publications, customer reviews and Q&amp;As</p>

#### 性能

形式	Liquid
存放说明	Shipped at 4°C. Store at +4°C short term (1-2 weeks). Store at -20°C or -80°C. Avoid freeze / thaw cycle.
存储溶液	pH: 7.4 Preservative: 0.02% Sodium azide Constituent: 99% PBS
纯度	Protein A purified
克隆	多克隆
同种型	IgG

应用

**The Abpromise guarantee**      **Abpromise™**承诺保证使用ab115529于以下的经测试应用

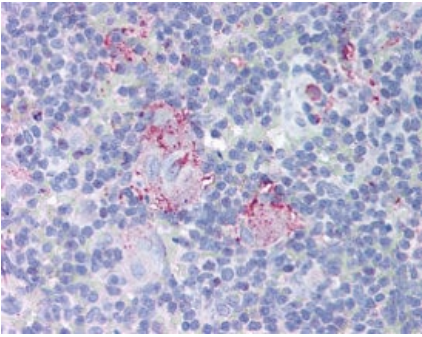
“应用说明”部分 下显示的仅为推荐的起始稀释度;实际最佳的稀释度/浓度应由使用者检定。

应用	Ab评论	说明
IHC-P		Use a concentration of 10 µg/ml. Perform heat mediated antigen retrieval with citrate buffer pH 6 before commencing with IHC staining protocol.

靶标

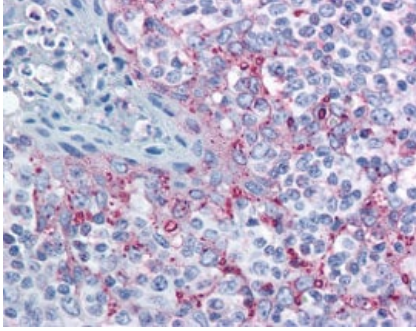
功能	Inhibits cell migration in vitro and suppresses the invasive behavior of tumor cells (By similarity). May play a role in MDM2-dependent p53/TP53 homeostasis in unstressed cells. Inhibits autoubiquitination of MDM2, thereby enhancing MDM2 stability. This promotes MDM2-mediated ubiquitination of p53/TP53 and its subsequent degradation.
序列相似性	Belongs to the MTBP family.

图片



Immunohistochemistry (Formalin/PFA-fixed paraffin-embedded sections) - Anti-MTBP antibody (ab115529)

ab115529 at 10ug/ml staining MTBP in Formalin-fixed, Paraffin-embedded Human thymus tissue by Immunohistochemistry followed by biotinylated secondary antibody, alkaline phosphatase-streptavidin and chromogen.



Immunohistochemistry (Formalin/PFA-fixed paraffin-embedded sections) - Anti-MTBP antibody (ab115529)

ab115529 at 10ug/ml staining MTBP in Formalin-fixed, Paraffin-embedded Human tonsil tissue by Immunohistochemistry followed by biotinylated secondary antibody, alkaline phosphatase-streptavidin and chromogen.

**Please note:** All products are "FOR RESEARCH USE ONLY. NOT FOR USE IN DIAGNOSTIC PROCEDURES"

### Our Abpromise to you: Quality guaranteed and expert technical support

---

- Replacement or refund for products not performing as stated on the datasheet
- Valid for 12 months from date of delivery
- Response to your inquiry within 24 hours
- We provide support in Chinese, English, French, German, Japanese and Spanish
- Extensive multi-media technical resources to help you
- We investigate all quality concerns to ensure our products perform to the highest standards

If the product does not perform as described on this datasheet, we will offer a refund or replacement. For full details of the Abpromise, please visit <https://www.abcam.cn/abpromise> or contact our technical team.

### Terms and conditions

---

- Guarantee only valid for products bought direct from Abcam or one of our authorized distributors