


Anti-MTAP antibody ab96231

★★★★☆ [1 Abreviews](#) [2 References](#) [2 图像](#)

概述

产品名称	Anti-MTAP抗体
描述	兔多克隆抗体to MTAP
宿主	Rabbit
经测试应用	适用于: WB, IHC-P
种属反应性	与反应: Human 预测可用于: Mouse 
免疫原	Recombinant protein fragment containing a sequence corresponding to a region within amino acids 1 and 253 of MTAP (NP_002442)
阳性对照	293T, H1299, HeLa, HepG2, Molt-4 or Raji cell lysate. A431 whole cell lysate. SAS xenograft tissue
常规说明	<p>The Life Science industry has been in the grips of a reproducibility crisis for a number of years. Abcam is leading the way in addressing this with our range of recombinant monoclonal antibodies and knockout edited cell lines for gold-standard validation. Please check that this product meets your needs before purchasing.</p> <p>If you have any questions, special requirements or concerns, please send us an inquiry and/or contact our Support team ahead of purchase. Recommended alternatives for this product can be found below, along with publications, customer reviews and Q&As</p>

性能

形式	Liquid
存放说明	Shipped at 4°C. Upon delivery aliquot. Store at -20°C or -80°C. Avoid freeze / thaw cycle.
存储溶液	pH: 7.00 Preservative: 0.025% Proclin 300 Constituents: 79% PBS, 20% Glycerol (glycerin, glycerine)
纯度	Immunogen affinity purified
克隆	多克隆
同种型	IgG

应用

The Abpromise guarantee

Abpromise™ 承诺保证使用ab96231于以下的经测试应用


“应用说明”部分下显示的仅为推荐的起始稀释度;实际最佳的稀释度/浓度应由使用者检定。

应用	Ab评论	说明
WB		1/500 - 1/3000. Predicted molecular weight: 31 kDa.
IHC-P	★★★★★ (1)	1/100 - 1/500.

靶标

功能	Plays a major role in polyamine metabolism and is important for the salvage of both adenine and methionine.
组织特异性	Ubiquitously expressed.
序列相似性	Belongs to the PNP/MTAP phosphorylase family.
细胞定位	Cytoplasm.

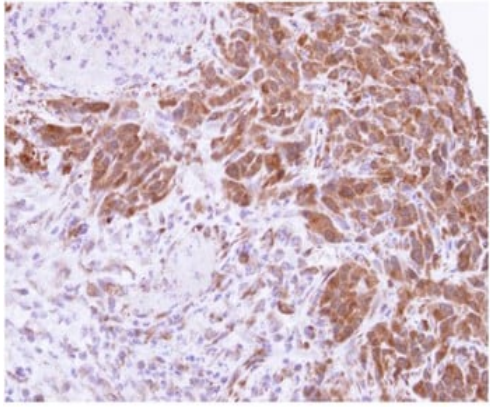
图片



Anti-MTAP antibody (ab96231) at 1/1000 dilution + A431 whole cell lysate at 30 µg

Predicted band size: 31 kDa

12% SDS PAGE



Immunohistochemistry (Formalin/PFA-fixed paraffin-embedded sections) - Anti-MTAP antibody (ab96231)

ab96231, at a 1/500 dilution, staining Human MTAP in SAS xenograft, using Immunohistochemistry, Formalin/PFA-fixed paraffin-embedded tissue.

Please note: All products are "FOR RESEARCH USE ONLY. NOT FOR USE IN DIAGNOSTIC PROCEDURES"

Our Abpromise to you: Quality guaranteed and expert technical support

- Replacement or refund for products not performing as stated on the datasheet
- Valid for 12 months from date of delivery
- Response to your inquiry within 24 hours
- We provide support in Chinese, English, French, German, Japanese and Spanish
- Extensive multi-media technical resources to help you
- We investigate all quality concerns to ensure our products perform to the highest standards

If the product does not perform as described on this datasheet, we will offer a refund or replacement. For full details of the Abpromise, please visit <https://www.abcam.cn/abpromise> or contact our technical team.

Terms and conditions

- Guarantee only valid for products bought direct from Abcam or one of our authorized distributors