

Anti-MMP14 antibody ab53712

★★★★★ [3 Abreviews](#) [29 References](#) [3 图像](#)

概述

产品名称	Anti-MMP14抗体
描述	兔多克隆抗体to MMP14
宿主	Rabbit
经测试应用	适用于: WB, IHC-P
种属反应性	与反应: Human
免疫原	Synthetic peptide corresponding to Human MMP14 aa 471-520 (C terminal). Database link: P50281
常规说明	<p>The Life Science industry has been in the grips of a reproducibility crisis for a number of years. Abcam is leading the way in addressing this with our range of recombinant monoclonal antibodies and knockout edited cell lines for gold-standard validation. Please check that this product meets your needs before purchasing.</p> <p>If you have any questions, special requirements or concerns, please send us an inquiry and/or contact our Support team ahead of purchase. Recommended alternatives for this product can be found below, along with publications, customer reviews and Q&As</p>

性能

形式	Liquid
存放说明	Shipped at 4°C. Store at +4°C short term (1-2 weeks). Upon delivery aliquot. Store at -20°C. Avoid freeze / thaw cycle.
存储溶液	pH: 7.40 Preservative: 0.02% Sodium azide Constituents: 50% Glycerol, 0.87% Sodium chloride, 49% PBS
纯度	Immunogen affinity purified
纯化说明	The antibody was affinity-purified from rabbit antiserum by affinity-chromatography using epitope-specific immunogen.
克隆	多克隆
同种型	IgG

应用

The Abpromise guarantee

Abpromise™承诺保证使用ab53712于以下的经测试应用

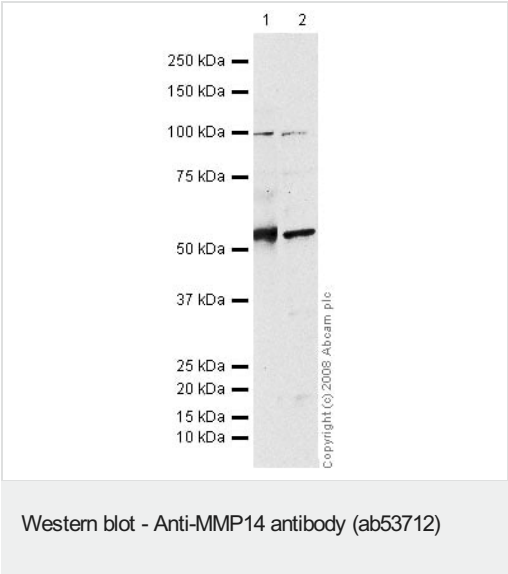
“应用说明”部分 下显示的仅为推荐的起始稀释度;实际最佳的稀释度/浓度应由使用者检定。

应用	Ab评论	说明
WB	★★★★★ (2)	1/500 - 1/1000. Detects a band of approximately 66 kDa (predicted molecular weight: 66 kDa).
IHC-P	★★★★★ (1)	1/50 - 1/100.

靶标

功能	Seems to specifically activate progelatinase A. May thus trigger invasion by tumor cells by activating progelatinase A on the tumor cell surface. May be involved in actin cytoskeleton reorganization by cleaving PTK7.
组织特异性	Expressed in stromal cells of colon, breast, and head and neck. Expressed in lung tumors.
序列相似性	Belongs to the peptidase M10A family. Contains 4 hemopexin-like domains.
结构域	The conserved cysteine present in the cysteine-switch motif binds the catalytic zinc ion, thus inhibiting the enzyme. The dissociation of the cysteine from the zinc ion upon the activation-peptide release activates the enzyme.
翻译后修饰	The precursor is cleaved by a furin endopeptidase.
细胞定位	Membrane. Melanosome. Identified by mass spectrometry in melanosome fractions from stage I to stage IV.

图片



All lanes : Anti-MMP14 antibody (ab53712) at 1 µg/ml

Lane 1 : Human testis tissue lysate - total protein ([ab30257](#))

Lane 2 : K562 (Human erythromyeloblastoid leukemia cell line)
Whole Cell Lysate

Lysates/proteins at 10 µg per lane.

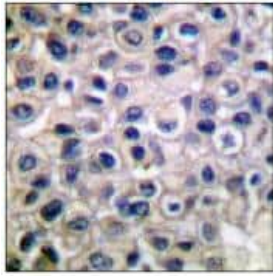
Secondary

All lanes : Goat polyclonal to Rabbit IgG - H&L - Pre-Adsorbed (HRP) at 1/3000 dilution

Predicted band size: 66 kDa

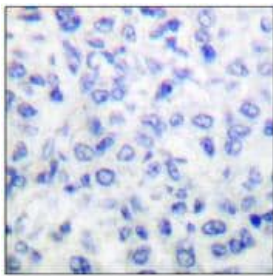
Observed band size: 66 kDa

Additional bands at: 100 kDa. We are unsure as to the identity of these extra bands.



ab53712, at a 1/50 dilution, minus immunising peptide, staining Human MMP14 in Breast Carcinoma, using Immunohistochemistry, Paraffin embedded tissue.

Immunohistochemistry (Formalin/PFA-fixed paraffin-embedded sections) - Anti-MMP14 antibody (ab53712)



ab53712, at a 1/50 dilution, plus immunising peptide, staining Human MMP14 in Breast Carcinoma, using Immunohistochemistry, Paraffin embedded tissue.

Immunohistochemistry (Formalin/PFA-fixed paraffin-embedded sections) - Anti-MMP14 antibody (ab53712)

Please note: All products are "FOR RESEARCH USE ONLY. NOT FOR USE IN DIAGNOSTIC PROCEDURES"

Our Abpromise to you: Quality guaranteed and expert technical support

- Replacement or refund for products not performing as stated on the datasheet
- Valid for 12 months from date of delivery
- Response to your inquiry within 24 hours
- We provide support in Chinese, English, French, German, Japanese and Spanish
- Extensive multi-media technical resources to help you
- We investigate all quality concerns to ensure our products perform to the highest standards

If the product does not perform as described on this datasheet, we will offer a refund or replacement. For full details of the Abpromise, please visit <https://www.abcam.cn/abpromise> or contact our technical team.

Terms and conditions

- Guarantee only valid for products bought direct from Abcam or one of our authorized distributors