


Anti-MCT1/Monocarboxylic acid transporter 1 antibody ab85021

★★★★★ [4 Abreviews](#) [11 References](#) [3 图像](#)

概述

产品名称	Anti-MCT1/Monocarboxylic acid transporter 1抗体
描述	兔多克隆抗体to MCT1/Monocarboxylic acid transporter 1
宿主	Rabbit
特异性	From Jan 2024, QC testing of replenishment batches of this polyclonal changed. All tested and expected application and reactive species combinations are still covered by our Abcam product promise. However, we no longer test all applications. For more information on a specific batch, please contact our Scientific Support who will be happy to help.
经测试应用	适用于: ICC/IF, WB, IHC-P
种属反应性	与反应: Human 预测可用于: Orangutan 
免疫原	Synthetic peptide. This information is proprietary to Abcam and/or its suppliers.
阳性对照	WB: Human skeletal muscle tissue lysate. ICC/IF: HepG2 cells. IHC-P: Human kidney tissue.
常规说明	<p>The Life Science industry has been in the grips of a reproducibility crisis for a number of years. Abcam is leading the way in addressing this with our range of recombinant monoclonal antibodies and knockout edited cell lines for gold-standard validation. Please check that this product meets your needs before purchasing.</p> <p>If you have any questions, special requirements or concerns, please send us an inquiry and/or contact our Support team ahead of purchase. Recommended alternatives for this product can be found below, along with publications, customer reviews and Q&As</p>

性能

形式	Liquid
存放说明	Shipped at 4°C. Store at +4°C short term (1-2 weeks). Upon delivery aliquot. Store at -20°C or -80°C. Avoid freeze / thaw cycle.
存储溶液	pH: 7.40 Preservative: 0.02% Sodium azide Constituent: PBS
	Batches of this product that have a concentration < 1mg/ml may have BSA added as a stabilising agent. If you would like information about the formulation of a specific lot, please contact our

	scientific support team who will be happy to help.
纯度	Immunogen affinity purified
克隆	多克隆
同种型	IgG

应用

The Abpromise guarantee **Abpromise™**承诺保证使用ab85021于以下的经测试应用

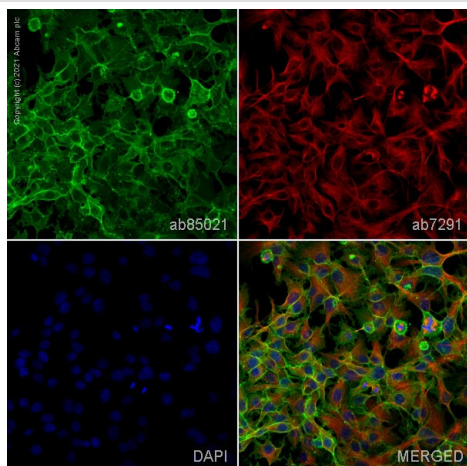
“应用说明”部分 下显示的仅为推荐的起始稀释度;实际最佳的稀释度/浓度应由使用者检定。

应用	Ab评论	说明
ICC/IF	★★★★★ (1)	Use a concentration of 5 µg/ml.
WB	★★★★☆ (1)	Use a concentration of 1 µg/ml. Detects a band of approximately 54 kDa (predicted molecular weight: 54 kDa).
IHC-P	★★★★★ (2)	Use a concentration of 5 µg/ml. Perform heat mediated antigen retrieval before commencing with IHC staining protocol.

靶标

功能	Proton-linked monocarboxylate transporter. Catalyzes the rapid transport across the plasma membrane of many monocarboxylates such as lactate, pyruvate, branched-chain oxo acids derived from leucine, valine and isoleucine, and the ketone bodies acetoacetate, beta-hydroxybutyrate and acetate.
组织特异性	Widely expressed in normal and in cancer cells.
疾病相关	Symptomatic deficiency in lactate transport Familial hyperinsulinemic hypoglycemia 7
序列相似性	Belongs to the major facilitator superfamily. Monocarboxylate porter (TC 2.A.1.13) family.
细胞定位	Cell membrane.

图片

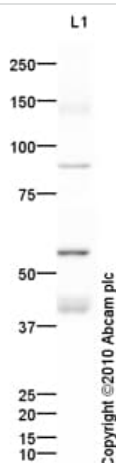


Immunocytochemistry/ Immunofluorescence - Anti-MCT1/Monocarboxylic acid transporter 1 antibody (ab85021)

ab85021 staining MCT1/Monocarboxylic acid transporter 1 in HepG2 cells. The cells were fixed with 100% methanol (5 min), permeabilized with 0.1% PBS-Tween for 5 minutes and then blocked with 1% BSA/10% normal goat serum/0.3M glycine in 0.1%PBS-Tween for 1h. The cells were then incubated overnight at 4°C with ab85021 at 5µg/ml and [ab7291](#), Mouse monoclonal [DM1A] to alpha Tubulin - Loading Control. Cells were then incubated with [ab150081](#), Goat polyclonal Secondary Antibody to Rabbit IgG - H&L (Alexa Fluor® 488), pre-adsorbed at 1/1000 dilution (shown in green) and [ab150120](#), Goat polyclonal Secondary Antibody to Mouse IgG - H&L (Alexa Fluor® 594), pre-adsorbed at 1/1000 dilution (shown in pseudocolour red). Nuclear DNA was labelled with DAPI (shown in blue).

Also suitable in cells fixed with 4% paraformaldehyde (10 min).

Image was acquired with a high-content analyser (Operetta CLS, Perkin Elmer) and a maximum intensity projection of confocal sections is shown.



Western blot - Anti-MCT1/Monocarboxylic acid transporter 1 antibody (ab85021)

Anti-MCT1/Monocarboxylic acid transporter 1 antibody (ab85021) at 1 µg/ml + Human skeletal muscle tissue lysate - total protein ([ab29330](#)) at 10 µg

Secondary

Goat polyclonal to Rabbit IgG - H&L - Pre-Adsorbed (HRP) at 1/3000 dilution

Developed using the ECL technique.

Performed under reducing conditions.

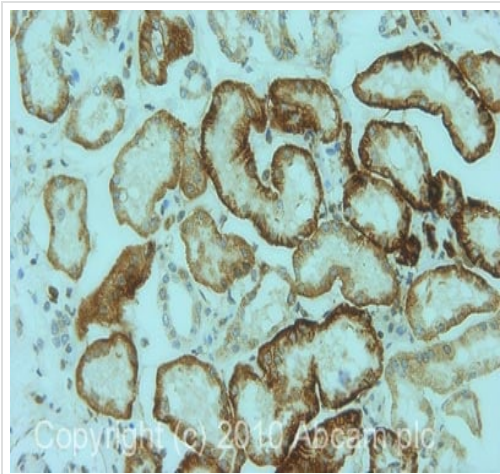
Predicted band size: 54 kDa

Observed band size: 54 kDa

Additional bands at: 40 kDa, 89 kDa. We are unsure as to the

identity of these extra bands.

Exposure time: 2 minutes



Immunohistochemistry (Formalin/PFA-fixed paraffin-embedded sections) - Anti-MCT1/Monocarboxylic acid transporter 1 antibody (ab85021)

IHC image of Monocarboxylic acid transporter 1 staining in human normal kidney formalin fixed paraffin embedded tissue section, performed on a Leica Bond™ system using the standard protocol F. The section was pre-treated using heat mediated antigen retrieval with sodium citrate buffer (pH6, epitope retrieval solution 1) for 20 mins. The section was then incubated with ab85021, 5µg/ml, for 15 mins at room temperature and detected using an HRP conjugated compact polymer system. DAB was used as the chromogen. The section was then counterstained with haematoxylin and mounted with DPX.

Please note: All products are "FOR RESEARCH USE ONLY. NOT FOR USE IN DIAGNOSTIC PROCEDURES"

Our Abpromise to you: Quality guaranteed and expert technical support

- Replacement or refund for products not performing as stated on the datasheet
- Valid for 12 months from date of delivery
- Response to your inquiry within 24 hours
- We provide support in Chinese, English, French, German, Japanese and Spanish
- Extensive multi-media technical resources to help you
- We investigate all quality concerns to ensure our products perform to the highest standards

If the product does not perform as described on this datasheet, we will offer a refund or replacement. For full details of the Abpromise, please visit <https://www.abcam.cn/abpromise> or contact our technical team.

Terms and conditions

- Guarantee only valid for products bought direct from Abcam or one of our authorized distributors