

### Anti-Loricrin antibody [EPR7148(2)(B)] ab176322

**重组** RabMAb

**8 References**   **4 图像**

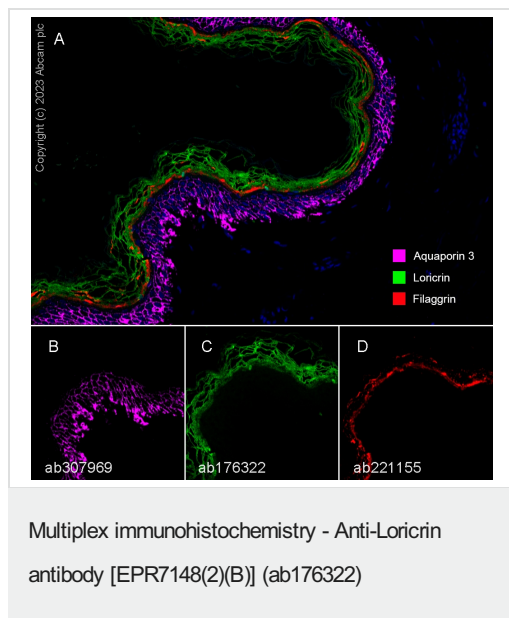
#### 概述

产品名称	Anti-Loricrin抗体[EPR7148(2)(B)]
描述	兔单克隆抗体[EPR7148(2)(B)] to Loricrin
宿主	Rabbit
经测试应用	<b>适用于:</b> IHC-P, WB, mlHC <b>不适用于:</b> ICC/IF or IP
种属反应性	<b>与反应:</b> Human
免疫原	Synthetic peptide within Human Loricrin aa 1-100. The exact sequence is proprietary. Database link: <a href="#">P23490</a>
阳性对照	Human skin lysate and Human skin tissue.
常规说明	This product is a recombinant monoclonal antibody, which offers several advantages including: <ul style="list-style-type: none"> <li>- High batch-to-batch consistency and reproducibility</li> <li>- Improved sensitivity and specificity</li> <li>- Long-term security of supply</li> <li>- Animal-free production</li> </ul> For more information <a href="#">see here</a> . Our RabMAb <sup>®</sup> technology is a patented hybridoma-based technology for making rabbit monoclonal antibodies. For details on our patents, please refer to <a href="#">RabMAb<sup>®</sup> patents</a> . Mouse, Rat: We have preliminary internal testing data to indicate this antibody may not react with these species. Please contact us for more information.

#### 性能

形式	Liquid
存放说明	Shipped at 4°C. Store at +4°C short term (1-2 weeks). Upon delivery aliquot. Store at -20°C long term. Avoid freeze / thaw cycle.
存储溶液	pH: 7.20 Preservative: 0.01% Sodium azide Constituents: 9% PBS, 40% Glycerol (glycerin, glycerine), 0.05% BSA, 50% Tissue culture supernatant
纯度	Protein A purified





Immunohistochemistry (Formalin/PFA-fixed paraffin-embedded sections) analysis of Human skin tissue labelling Aquaporin 3 with **ab307969** at 1/5000 dilution (0.094 µg/mL) (B), Loricrin with ab176322 at 1/3000 dilution (0.031 µg/ml) (C) and Filaggrin with **ab221155** at 1/2000 dilution (0.523 µg/ml) (D). Opal Polymer HRP Ms + Rb was used as a secondary antibody, and DAPI was used for a nuclear counter stain. Heat mediated antigen retrieval with Tris-EDTA buffer (pH 9.0, epitope retrieval solution2) for 20 mins.

Panel A: merged staining of anti-Aquaporin 3 (magenta; Opal™690), anti-Loricrin (green; Opal™520) and anti-Filaggrin (red; Opal™570) on human skin.

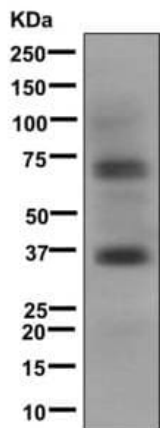
Panel B: anti-Aquaporin 3 stained on keratinocytes from the stratum basale to the stratum granulosum of the epidermis.

Panel C: anti-Loricrin stained on stratum corneum.

Panel D: anti-Filaggrin stained on the granular to stratum corneum transition.

The section was incubated in three rounds of staining: in the order of **ab307969**, ab176322, and **ab221155** for 30 mins at room temperature. Each round was followed by a separate fluorescent tyramide signal amplification system.

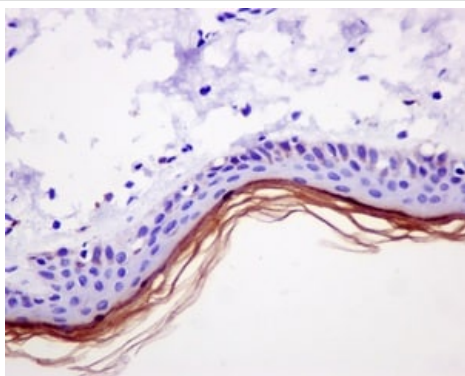
The immunostaining was performed on a Leica Biosystems BOND® RX instrument with an Opal™ 4-color kit. Image acquisition was performed with Leica SP8 confocal microscope.



Anti-Loricrin antibody [EPR7148(2)(B)] (ab176322) at 1/10000 dilution + Human skin lysate at 10 µg

**Predicted band size: 26 kDa**

Western blot - Anti-Loricrin antibody [EPR7148(2)(B)] (ab176322)



Immunohistochemical analysis of paraffin-embedded Human skin tissue labeling Loricrin using ab176322 at a 1/250 dilution.

Perform heat mediated antigen retrieval with citrate buffer pH 6 before commencing with IHC staining protocol.

Immunohistochemistry (Formalin/PFA-fixed paraffin-embedded sections) - Anti-Loricrin antibody [EPR7148(2)(B)] (ab176322)

### Why choose a recombinant antibody?



**Research with confidence**  
Consistent and reproducible results



**Long-term and scalable supply**  
Recombinant technology



**Success from the first experiment**  
Confirmed specificity



**Ethical standards compliant**  
Animal-free production

Anti-Loricrin antibody [EPR7148(2)(B)] (ab176322)

**Please note:** All products are "FOR RESEARCH USE ONLY. NOT FOR USE IN DIAGNOSTIC PROCEDURES"

### **Our Abpromise to you: Quality guaranteed and expert technical support**

---

- Replacement or refund for products not performing as stated on the datasheet
- Valid for 12 months from date of delivery
- Response to your inquiry within 24 hours
  
- We provide support in Chinese, English, French, German, Japanese and Spanish
- Extensive multi-media technical resources to help you
- We investigate all quality concerns to ensure our products perform to the highest standards

If the product does not perform as described on this datasheet, we will offer a refund or replacement. For full details of the Abpromise, please visit <https://www.abcam.cn/abpromise> or contact our technical team.

### **Terms and conditions**

---

- Guarantee only valid for products bought direct from Abcam or one of our authorized distributors