

Anti-LNP antibody ab121416

★★★★★ [2 Abreviews](#) [2 References](#) [7 图像](#)

概述

产品名称	Anti-LNP抗体
描述	兔多克隆抗体to LNP
宿主	Rabbit
经测试应用	适用于: ICC/IF, WB, IHC-P
种属反应性	与反应: Human
免疫原	antigen, corresponding to amino acids 254-375 of Human LNP (Q9C0E8).
阳性对照	IHC-P: Human tonsil, cerebellum, testis and cervix tissues. WB: U-138 MG cell lysate. ICC: U-251 MG cells.
常规说明	<p>The Life Science industry has been in the grips of a reproducibility crisis for a number of years. Abcam is leading the way in addressing this with our range of recombinant monoclonal antibodies and knockout edited cell lines for gold-standard validation. Please check that this product meets your needs before purchasing.</p> <p>If you have any questions, special requirements or concerns, please send us an inquiry and/or contact our Support team ahead of purchase. Recommended alternatives for this product can be found below, along with publications, customer reviews and Q&As</p>

性能

形式	Liquid
存放说明	Shipped at 4°C. Upon delivery aliquot and store at -20°C. Avoid repeated freeze / thaw cycles.
存储溶液	pH: 7.20 Preservative: 0.02% Sodium azide Constituents: 59% PBS, 40% Glycerol
纯度	Immunogen affinity purified
克隆	多克隆
同种型	IgG

应用

The Abpromise guarantee

Abpromise™ 承诺保证使用ab121416于以下的经测试应用

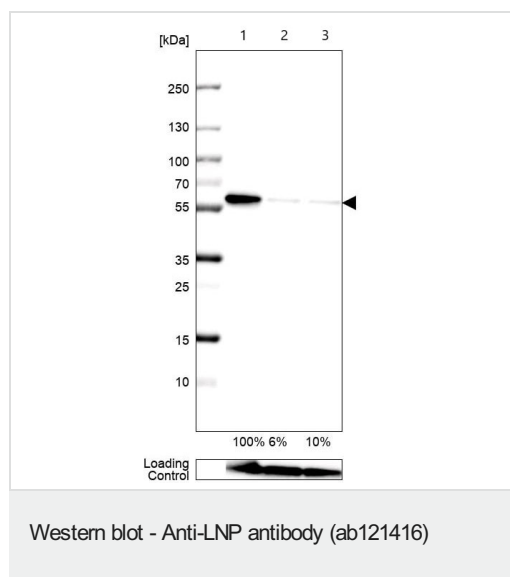
“应用说明”部分 下显示的仅为推荐的起始稀释度;实际最佳的稀释度/浓度应由使用者检定。

应用	Ab评论	说明
ICC/IF	★★★★★ (1)	Use a concentration of 0.25 - 2 µg/ml.
WB	★★★★★ (1)	Use a concentration of 0.04 - 0.4 µg/ml. Predicted molecular weight: 48 kDa.
IHC-P		1/200 - 1/500. Perform heat mediated antigen retrieval with citrate buffer pH 6 before commencing with IHC staining protocol.

靶标

功能	May be involved in limb and central nervous system development.
序列相似性	Belongs to the lunapark family.
细胞定位	Membrane.

图片



All lanes : Anti-LNP antibody (ab121416) at 0.4 µg/ml


Lane 1 : U-138 MG (human glioblastoma cell line) transfected with control siRNA, whole cell lysate

Lane 2 : U-138 MG transfected with target specific siRNA probe #1, whole cell lysate

Lane 3 : U-138 MG transfected with target specific siRNA probe #2, whole cell lysate

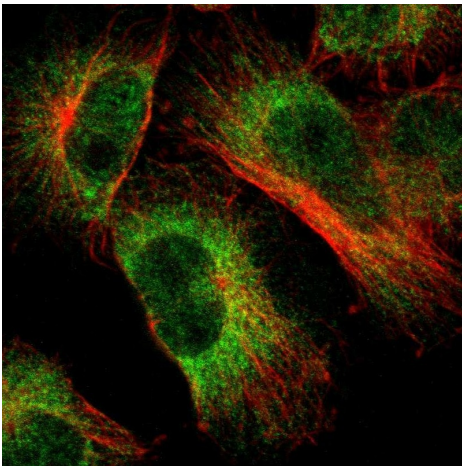
Predicted band size: 48 kDa

Loading Control: Anti-GAPDH



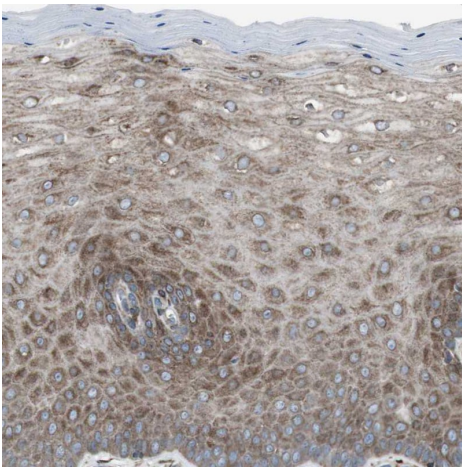
Immunohistochemical analysis of human tonsil tissue labeling LNP with ab121416 at 1/500 dilution.

Immunohistochemistry (Formalin/PFA-fixed paraffin-embedded sections) - Anti-LNP antibody (ab121416)



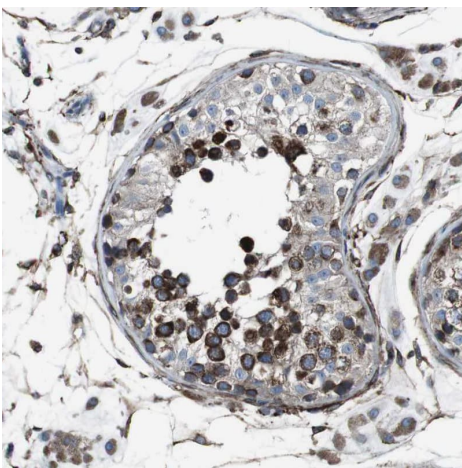
Immunofluorescent staining of Human cell line U-251MG shows positivity in nucleus but not nucleoli and cytoplasm. Recommended concentration of ab121416 1-4 $\mu\text{g/ml}$. Cells treated with PFA/Triton X-100.

Immunocytochemistry/ Immunofluorescence - Anti-LNP antibody (ab121416)



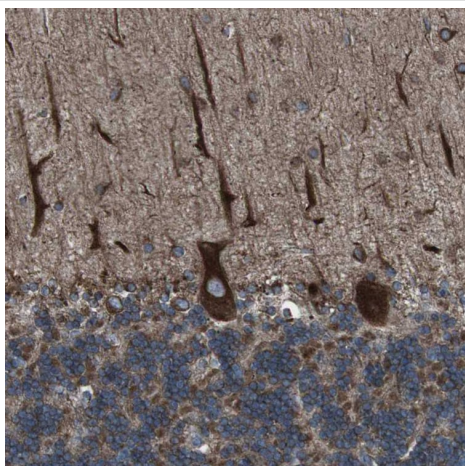
Immunohistochemical analysis of human cervix tissue labeling LNP with ab121416 at 1/500 dilution.

Immunohistochemistry (Formalin/PFA-fixed paraffin-embedded sections) - Anti-LNP antibody (ab121416)



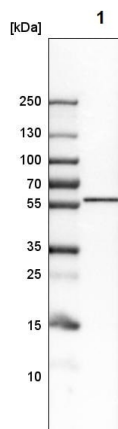
Immunohistochemical analysis of human testis tissue labeling LNP with ab121416 at 1/500 dilution.

Immunohistochemistry (Formalin/PFA-fixed paraffin-embedded sections) - Anti-LNP antibody (ab121416)



Immunohistochemical analysis of human cerebellum tissue labeling LNP with ab121416 at 1/500 dilution.

Immunohistochemistry (Formalin/PFA-fixed paraffin-embedded sections) - Anti-LNP antibody (ab121416)



Anti-LNP antibody (ab121416) at 0.04 $\mu\text{g/ml}$ + U-138 MG cell lysate

Performed under reducing conditions.

Predicted band size: 48 kDa

Western blot analysis of human U-138 MG cell lysate labeling LNP with ab121416 at 0.04 $\mu\text{g/ml}$.

Western blot - Anti-LNP antibody (ab121416)

Please note: All products are "FOR RESEARCH USE ONLY. NOT FOR USE IN DIAGNOSTIC PROCEDURES"

Our Abpromise to you: Quality guaranteed and expert technical support

- Replacement or refund for products not performing as stated on the datasheet

- Valid for 12 months from date of delivery
- Response to your inquiry within 24 hours

- We provide support in Chinese, English, French, German, Japanese and Spanish
- Extensive multi-media technical resources to help you
- We investigate all quality concerns to ensure our products perform to the highest standards

If the product does not perform as described on this datasheet, we will offer a refund or replacement. For full details of the Abpromise, please visit <https://www.abcam.cn/abpromise> or contact our technical team.

Terms and conditions

- Guarantee only valid for products bought direct from Abcam or one of our authorized distributors