

Anti-KIF3A antibody ab11259

★★★★★ [11 Abreviews](#) [41 References](#) [4 图像](#)

概述

产品名称	Anti-KIF3A抗体
描述	兔多克隆抗体to KIF3A
宿主	Rabbit
经测试应用	适用于: ICC/IF, WB, IHC-P
种属反应性	与反应: Mouse, Rat, Cow, Human
免疫原	Synthetic peptide conjugated to KLH, corresponding to amino acids 682-701 of Mouse KIF3A. This sequence is identical in human.
常规说明	<p>Storage in frost-free freezers is not recommended. If slight turbidity occurs upon prolonged storage, clarify the solution by centrifugation before use.</p> <p>The Life Science industry has been in the grips of a reproducibility crisis for a number of years. Abcam is leading the way in addressing this with our range of recombinant monoclonal antibodies and knockout edited cell lines for gold-standard validation. Please check that this product meets your needs before purchasing.</p> <p>If you have any questions, special requirements or concerns, please send us an inquiry and/or contact our Support team ahead of purchase. Recommended alternatives for this product can be found below, along with publications, customer reviews and Q&As</p>

性能

形式	Liquid
存放说明	Shipped at 4°C. Upon delivery aliquot and store at -20°C or -80°C. Avoid repeated freeze / thaw cycles.
存储溶液	<p>pH: 7.40</p> <p>Preservative: 0.097% Sodium azide</p> <p>Constituent: 0.0268% PBS</p>
纯度	IgG fraction
纯化说明	Whole antiserum is fractionated and then further purified by ion-exchange chromatography to provide the IgG fraction of antiserum that is essentially free of other rabbit serum proteins.
克隆	多克隆
同种型	IgG

应用

The Abpromise guarantee

Abpromise™ 承诺保证使用ab11259于以下的经测试应用

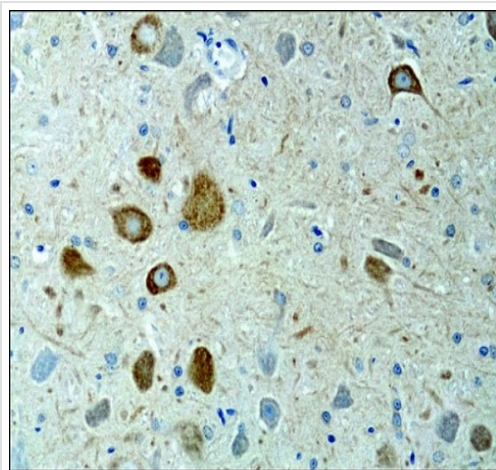
“应用说明”部分 下显示的仅为推荐的起始稀释度;实际最佳的稀释度/浓度应由使用者检定。

应用	Ab评论	说明
ICC/IF	★★★★★ (1)	Use at an assay dependent concentration.
WB	★★★★★ (9)	Use at an assay dependent concentration. Predicted molecular weight: 80 kDa. This concentration is determined by blotting using a rat brain homogenate and a whole cell extract of rat pheochromocytoma PC12 cell line. Staining of KIF3A is specifically inhibited by the KIF3A immunizing peptide.
IHC-P		1/100.

靶标

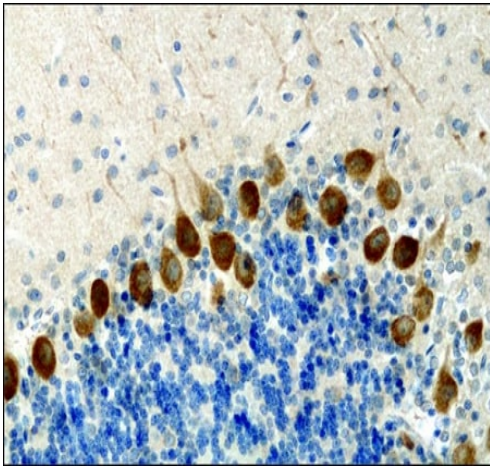
功能	Microtubule-based anterograde translocator for membranous organelles. Plus end-directed microtubule sliding activity in vitro.
序列相似性	Belongs to the kinesin-like protein family. Kinesin II subfamily. Contains 1 kinesin-motor domain.
细胞定位	Cytoplasm > cytoskeleton.

图片



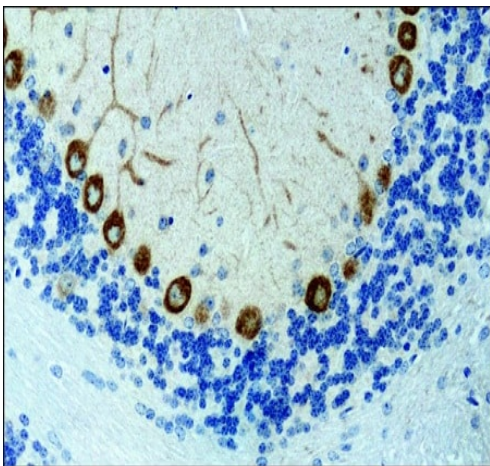
Paraffin-embedded rat brain tissue stained for KIF3A with ab11259 at 0.1 µg/mL in immunohistochemical analysis.

Immunohistochemistry (Formalin/PFA-fixed paraffin-embedded sections) - Anti-KIF3A antibody (ab11259)



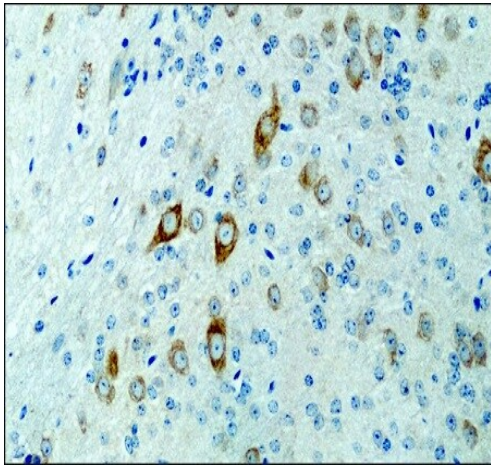
Immunohistochemistry (Formalin/PFA-fixed paraffin-embedded sections) - Anti-KIF3A antibody (ab11259)

Paraffin-embedded rat brain tissue stained for KIF3A with ab11259 at 0.1 µg/mL in immunohistochemical analysis.



Immunohistochemistry (Formalin/PFA-fixed paraffin-embedded sections) - Anti-KIF3A antibody (ab11259)

Paraffin-embedded mouse brain tissue stained for KIF3A with ab11259 at 0.4 µg/mL in immunohistochemical analysis.



Immunohistochemistry (Formalin/PFA-fixed paraffin-embedded sections) - Anti-KIF3A antibody (ab11259)

Paraffin-embedded mouse brain tissue stained for KIF3A with ab11259 at 0.4 µg/mL in immunohistochemical analysis.

Please note: All products are "FOR RESEARCH USE ONLY. NOT FOR USE IN DIAGNOSTIC PROCEDURES"

Our Abpromise to you: Quality guaranteed and expert technical support

- Replacement or refund for products not performing as stated on the datasheet
- Valid for 12 months from date of delivery
- Response to your inquiry within 24 hours
- We provide support in Chinese, English, French, German, Japanese and Spanish
- Extensive multi-media technical resources to help you
- We investigate all quality concerns to ensure our products perform to the highest standards

If the product does not perform as described on this datasheet, we will offer a refund or replacement. For full details of the Abpromise, please visit <https://www.abcam.cn/abpromise> or contact our technical team.

Terms and conditions

- Guarantee only valid for products bought direct from Abcam or one of our authorized distributors