


Anti-K Cadherin/CDH6 antibody [EPR7394] ab133632

重组 RabMAb

★★★★★ 1 Abreviews 4 References 3 图像

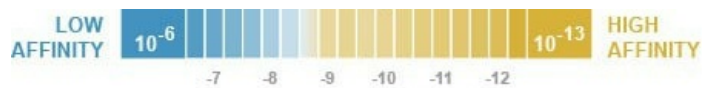
概述

产品名称	Anti-K Cadherin/CDH6抗体[EPR7394]
描述	兔单克隆抗体[EPR7394] to K Cadherin/CDH6
宿主	Rabbit
特异性	The immunogen used for this product shares very high homology with family members Cadherin-9, Cadherin-2, Cadherin-4, Cadherin-7, Cadherin-8, Cadherin-11. Cross-reactivity with these proteins has not been confirmed experimentally.
经测试应用	适用于: WB 不适用于: Flow Cyt, ICC/IF or IHC-P
种属反应性	与反应: Human 预测可用于: Mouse, Rat 
免疫原	Synthetic peptide within Human K Cadherin/CDH6 aa 750-850. The exact sequence is proprietary.
阳性对照	Jurkat whole cell lysate (ab7899), Fetal kidney lysate, Fetal brain lysate, A549 cell lysate, HepG2 whole cell lysate (ab7900), 293T cell lysate, Fetal heart lysate.
常规说明	This product is a recombinant monoclonal antibody, which offers several advantages including: - High batch-to-batch consistency and reproducibility - Improved sensitivity and specificity - Long-term security of supply - Animal-free production For more information see here . Our RabMAb [®] technology is a patented hybridoma-based technology for making rabbit monoclonal antibodies. For details on our patents, please refer to RabMAb[®] patents .

性能

形式	Liquid
存放说明	Shipped at 4°C. Store at -20°C. Stable for 12 months at -20°C.
解离常数 (K _D)	K _D = 1.18 x 10 ⁻¹⁰ M





[Learn more about K_D](#)

存储溶液	pH: 7.20 Preservative: 0.01% Sodium azide Constituents: 9% PBS, 40% Glycerol (glycerin, glycerine), 0.05% BSA, 50% Tissue culture supernatant
纯度	Tissue culture supernatant
克隆	单克隆
克隆编号	EPR7394
同种型	IgG

应用

The Abpromise guarantee Abpromise™承诺保证使用ab133632于以下的经测试应用

“应用说明”部分 下显示的仅为推荐的起始稀释度;实际最佳的稀释度/浓度应由使用者检定。

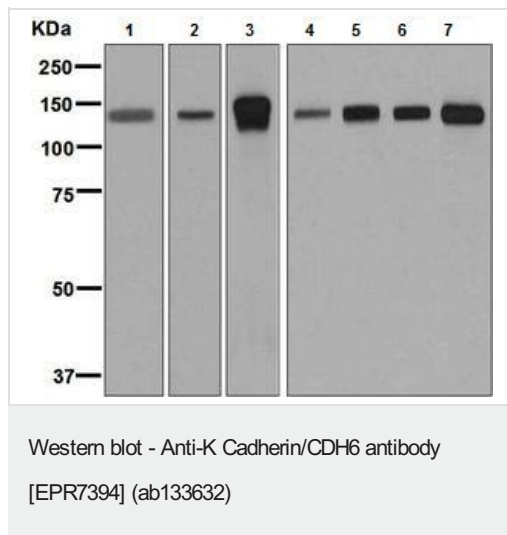
应用	Ab评论	说明
WB		1/1000 - 1/10000. Detects a band of approximately 130 kDa (predicted molecular weight: 88 kDa).

应用说明 Is unsuitable for Flow Cyt, ICC/IF or IHC-P.

靶标

功能	Cadherins are calcium dependent cell adhesion proteins. They preferentially interact with themselves in a homophilic manner in connecting cells; cadherins may thus contribute to the sorting of heterogeneous cell types.
组织特异性	Highly expressed in brain, cerebellum, and kidney. Lung, pancreas, and gastric mucosa show a weak expression. Also expressed in certain liver and kidney carcinomas.
序列相似性	Contains 5 cadherin domains.
细胞定位	Cell membrane.

图片



All lanes : Anti-K Cadherin/CDH6 antibody [EPR7394] (ab133632) at 1/10000 dilution

Lane 1 : Jurkat cell lysate

Lane 2 : Fetal kidney lysate

Lane 3 : Fetal brain lysate

Lane 4 : A549 cell lysate

Lane 5 : HepG2 cell lysate

Lane 6 : 293T cell lysate

Lane 7 : Fetal heart lysate

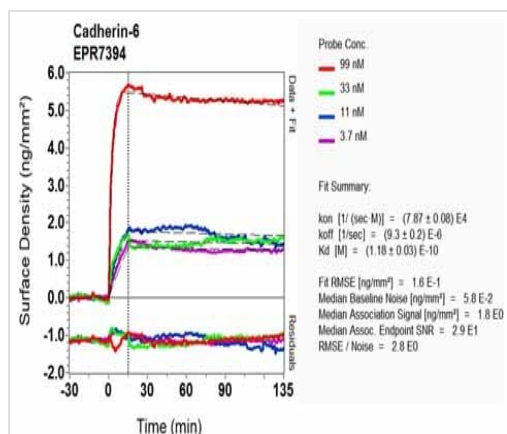
Lysates/proteins at 10 µg per lane.

Secondary

All lanes : Goat anti-rabbit HRP conjugated antibody at 1/2000 dilution

Predicted band size: 88 kDa

Observed band size: 130 kDa



OIR-D Scanning - Anti-K Cadherin/CDH6 antibody [EPR7394] (ab133632)

Equilibrium disassociation constant (K_D)

Learn more about K_D

[Click here to learn more about \$K_D\$](#)

Why choose a recombinant antibody?



Research with confidence
Consistent and reproducible results



Long-term and scalable supply
Recombinant technology



Success from the first experiment
Confirmed specificity



Ethical standards compliant
Animal-free production

Anti-K Cadherin/CDH6 antibody [EPR7394]
(ab133632)

Please note: All products are "FOR RESEARCH USE ONLY. NOT FOR USE IN DIAGNOSTIC PROCEDURES"

Our Abpromise to you: Quality guaranteed and expert technical support

- Replacement or refund for products not performing as stated on the datasheet
- Valid for 12 months from date of delivery
- Response to your inquiry within 24 hours
- We provide support in Chinese, English, French, German, Japanese and Spanish
- Extensive multi-media technical resources to help you
- We investigate all quality concerns to ensure our products perform to the highest standards

If the product does not perform as described on this datasheet, we will offer a refund or replacement. For full details of the Abpromise, please visit <https://www.abcam.cn/abpromise> or contact our technical team.

Terms and conditions

- Guarantee only valid for products bought direct from Abcam or one of our authorized distributors