


Anti-JM4/PRAF2 antibody ab53113

★★★★★ [2 Abreviews](#) [2 References](#) [3 图像](#)

概述

产品名称	Anti-JM4/PRAF2抗体
描述	兔多克隆抗体to JM4/PRAF2
宿主	Rabbit
经测试应用	适用于: IHC-P, ELISA, WB
种属反应性	与反应: Mouse, Human 预测可用于: Rat 
免疫原	Synthetic peptide. This information is proprietary to Abcam and/or its suppliers.
常规说明	<p>The Life Science industry has been in the grips of a reproducibility crisis for a number of years. Abcam is leading the way in addressing this with our range of recombinant monoclonal antibodies and knockout edited cell lines for gold-standard validation. Please check that this product meets your needs before purchasing.</p> <p>If you have any questions, special requirements or concerns, please send us an inquiry and/or contact our Support team ahead of purchase. Recommended alternatives for this product can be found below, along with publications, customer reviews and Q&As</p>

性能

形式	Liquid
存放说明	Shipped at 4°C. Store at -20°C. Stable for 12 months at -20°C.
存储溶液	<p>pH: 7.40</p> <p>Preservative: 0.02% Sodium azide</p> <p>Constituents: 50% Glycerol (glycerin, glycerine), 0.87% Sodium chloride, PBS</p> <p>Without Mg+2 and Ca+2</p>
纯度	Immunogen affinity purified
克隆	多克隆
同种型	IgG

应用

The Abpromise guarantee

Abpromise™ 承诺保证使用ab53113于以下的经测试应用

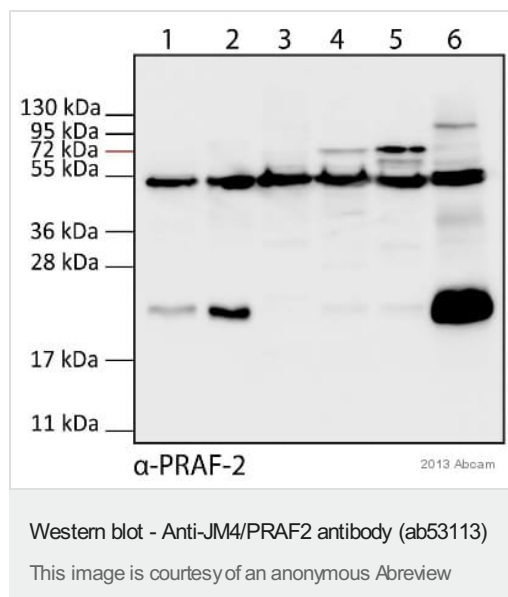
“应用说明”部分 下显示的仅为推荐的起始稀释度;实际最佳的稀释度/浓度应由使用者检定。

应用	Ab评论	说明
IHC-P		Use at an assay dependent concentration.
ELISA		Use at an assay dependent concentration.
WB	★★★★★ (1)	1/300 - 1/1000. Detects a band of approximately 19 kDa (predicted molecular weight: 19 kDa).

靶标

功能	May be involved in ER/Golgi transport and vesicular traffic. Plays a proapoptotic role in cerulenin-induced neuroblastoma apoptosis.
组织特异性	Strong expression in the brain, small intestine, lung, spleen, and pancreas as well as in tumor tissues of the breast, colon, lung and ovary, with a weaker expression in normal tissues of the same patient. High expression in neuroblastic tumors. Strongly expressed in Purkinje cells and more moderately in cells of the molecular and the granular layers in the cerebellum. Detected in neuronal cells, but not in non-neuronal cells in the cerebral cortex, hippocampus, and lateral ventricles.
序列相似性	Belongs to the PRA1 family.
细胞定位	Endosome membrane.

图片



All lanes : Anti-JM4/PRAF2 antibody (ab53113) at 1/300 dilution

- Lane 1 :** Mouse spleen whole tissue lysate
- Lane 2 :** Mouse brain whole tissue lysate
- Lane 3 :** Mouse heart whole tissue lysate
- Lane 4 :** Mouse kidney whole tissue lysate
- Lane 5 :** Mouse liver whole tissue lysate
- Lane 6 :** Mouse embryonic fibroblasts lysate

Lysates/proteins at 40 µg per lane.

Secondary

All lanes : HRP-conjugated Goat anti-rabbit at 1/10000 dilution

Developed using the ECL technique.

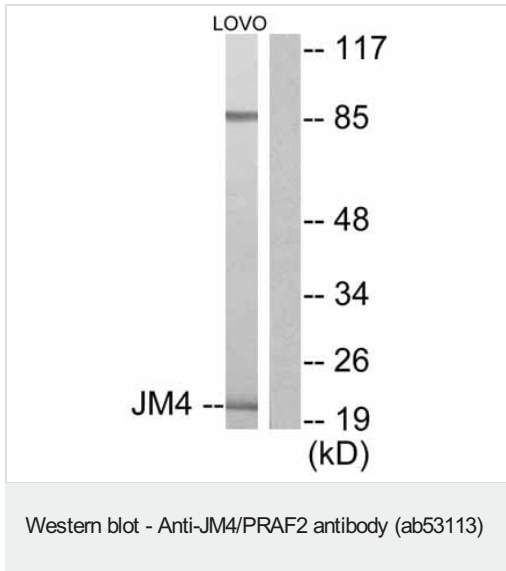
Performed under reducing conditions.

Predicted band size: 19 kDa

Observed band size: 22 kDa

Additional bands at: 55 kDa (possible non-specific binding)

Exposure time: 20 seconds



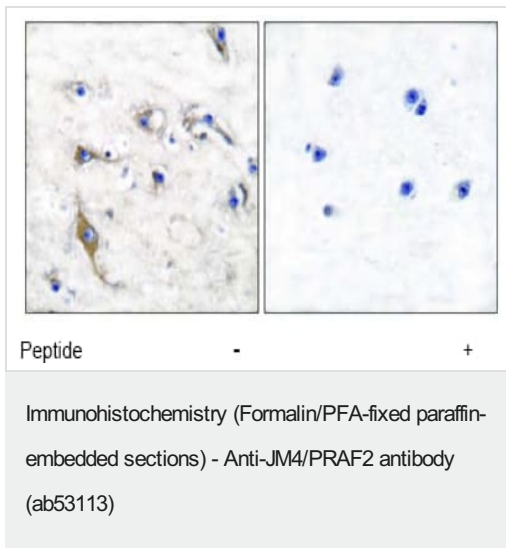
All lanes : Anti-JM4/PRAF2 antibody (ab53113) at 1/300 dilution

Lane 1 : LOVO cell extract

Lane 2 : LOVO cell extract with immunising peptide

Predicted band size: 19 kDa

Observed band size: 19 kDa



ab53113 at 1/50 dilution staining JM4/PRAF2 in human brain tissue by Immunohistochemistry, Paraffin embedded tissue, in the absence and presence of the immunising peptide.

Please note: All products are "FOR RESEARCH USE ONLY. NOT FOR USE IN DIAGNOSTIC PROCEDURES"

Our Abpromise to you: Quality guaranteed and expert technical support

- Replacement or refund for products not performing as stated on the datasheet
- Valid for 12 months from date of delivery
- Response to your inquiry within 24 hours
- We provide support in Chinese, English, French, German, Japanese and Spanish
- Extensive multi-media technical resources to help you

- We investigate all quality concerns to ensure our products perform to the highest standards

If the product does not perform as described on this datasheet, we will offer a refund or replacement. For full details of the Abpromise, please visit <https://www.abcam.cn/abpromise> or contact our technical team.

Terms and conditions

- Guarantee only valid for products bought direct from Abcam or one of our authorized distributors