

Anti-IRAKM antibody ab97518

2 图像

概述

产品名称	Anti-IRAKM抗体
描述	兔多克隆抗体to IRAKM
宿主	Rabbit
经测试应用	适用于: WB, ICC/IF
种属反应性	与反应: Human
免疫原	Recombinant protein fragment, corresponding to a region within amino acids 58-327 of Human IRAKM (NP_009130).
阳性对照	A431, HeLa, HepG2, MOLT4 and Raji cell lysates for WB; HeLa cells for IF/ICC
常规说明	<p>The Life Science industry has been in the grips of a reproducibility crisis for a number of years. Abcam is leading the way in addressing this with our range of recombinant monoclonal antibodies and knockout edited cell lines for gold-standard validation. Please check that this product meets your needs before purchasing.</p> <p>If you have any questions, special requirements or concerns, please send us an inquiry and/or contact our Support team ahead of purchase. Recommended alternatives for this product can be found below, along with publications, customer reviews and Q&As</p>

性能

形式	Liquid
存放说明	Shipped at 4°C. Upon delivery aliquot and store at -20°C or -80°C. Avoid repeated freeze / thaw cycles.
存储溶液	pH: 7.00 Preservative: 0.01% Thimerosal (merthiolate) Constituents: 1.21% Tris, 0.75% Glycine, 10% Glycerol (glycerin, glycerine)
纯度	Immunogen affinity purified
克隆	多克隆
同种型	IgG

应用

The Abpromise guarantee

Abpromise™ 承诺保证使用 ab97518 于以下的经测试应用

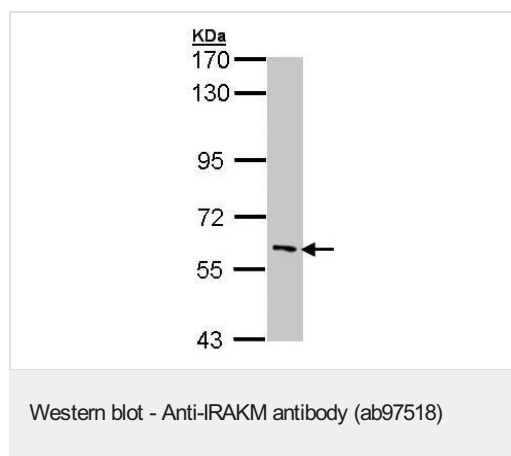
“应用说明”部分下显示的仅为推荐的起始稀释度；实际最佳的稀释度/浓度应由使用者检定。

应用	Ab评论	说明
WB		1/500 - 1/3000. Predicted molecular weight: 68 kDa.
ICC/IF		1/100 - 1/200.

靶标

功能	Inhibits dissociation of IRAK1 and IRAK4 from the Toll-like receptor signaling complex by either inhibiting the phosphorylation of IRAK1 and IRAK4 or stabilizing the receptor complex.
组织特异性	Expressed predominantly in peripheral blood lymphocytes.
疾病相关	Defects in IRAK3 are associated with susceptibility to asthma-related traits type 5 (ASRT5) [MIM:611064]. Asthma-related traits include clinical symptoms of asthma, such as coughing, wheezing, dyspnea, bronchial hyperresponsiveness as assessed by methacholine challenge test, serum IgE levels, atopy, and atopic dermatitis.
序列相似性	Belongs to the protein kinase superfamily. TKL Ser/Thr protein kinase family. Pelle subfamily. Contains 1 death domain. Contains 1 protein kinase domain.

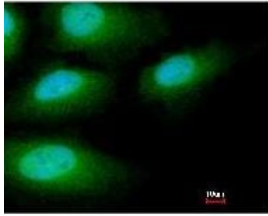
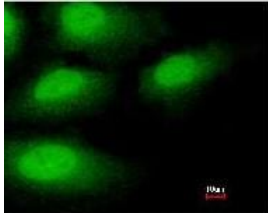
图片



Anti-IRAKM antibody (ab97518) at 1/1000 dilution + HepG2 whole cell lysate at 30 μ g

Predicted band size: 68 kDa

7.5% SDS PAGE



ab97518, at a 1/200 dilution, staining IRAKM in paraformaldehyde fixed HeLa by Immunofluorescence analysis. Lower image was merged with DNA probe.

Immunocytochemistry/ Immunofluorescence - Anti-IRAKM antibody (ab97518)

Please note: All products are "FOR RESEARCH USE ONLY. NOT FOR USE IN DIAGNOSTIC PROCEDURES"

Our Abpromise to you: Quality guaranteed and expert technical support

- Replacement or refund for products not performing as stated on the datasheet
- Valid for 12 months from date of delivery
- Response to your inquiry within 24 hours
- We provide support in Chinese, English, French, German, Japanese and Spanish
- Extensive multi-media technical resources to help you
- We investigate all quality concerns to ensure our products perform to the highest standards

If the product does not perform as described on this datasheet, we will offer a refund or replacement. For full details of the Abpromise, please visit <https://www.abcam.cn/abpromise> or contact our technical team.

Terms and conditions

- Guarantee only valid for products bought direct from Abcam or one of our authorized distributors