

# Anti-Integrin alpha 2 antibody [EPR5788] - Low endotoxin, Azide free ab221214

敲除验证
重组
RabMAb

[5 References](#)
[4 图像](#)

### 概述

产品名称	Anti-Integrin alpha 2抗体[EPR5788] - Low endotoxin, Azide free
描述	兔单克隆抗体[EPR5788] to Integrin alpha 2 - Low endotoxin, Azide free
宿主	Rabbit
经测试应用	<p>适用于: WB, IHC-P</p> <p>不适用于: Flow Cyt (Intra) or ICC/IF</p>
种属反应性	与反应: Mouse, Human
免疫原	Synthetic peptide. This information is proprietary to Abcam and/or its suppliers.
阳性对照	WB: T47-D, HEK293, 293T and A431 cell lysates. Human placenta and mouse spleen tissue lysates. IHC-P: Human breast carcinoma and colon tissue.
常规说明	<p>ab221214 is the carrier-free version of <a href="#">ab133557</a>.</p> <p>Our <b>carrier-free</b> antibodies are typically supplied in a PBS-only formulation, purified and free of BSA, sodium azide and glycerol. The carrier-free buffer and high concentration allow for increased conjugation efficiency.</p> <p>This conjugation-ready format is designed for use with fluorochromes, metal isotopes, oligonucleotides, and enzymes, which makes them ideal for antibody labelling, functional and cell-based assays, flow-based assays (e.g. mass cytometry) and Multiplex Imaging applications.</p> <p>Use our <b>conjugation kits</b> for antibody conjugates that are ready-to-use in as little as 20 minutes with &lt;1 minute hands-on-time and 100% antibody recovery: available for fluorescent dyes, HRP, biotin and gold.</p> <p>This product is a recombinant monoclonal antibody, which offers several advantages including:</p> <ul style="list-style-type: none"> <li>- High batch-to-batch consistency and reproducibility</li> <li>- Improved sensitivity and specificity</li> <li>- Long-term security of supply</li> <li>- Animal-free production</li> </ul> <p>For more information <a href="#">see here</a>.</p> <p>Our RabMAb<sup>®</sup> technology is a patented hybridoma-based technology for making rabbit monoclonal antibodies. For details on our patents, please refer to <a href="#">RabMAb<sup>®</sup> patents</a>.</p> <p>Our <b>Low endotoxin, azide-free formats</b> have low endotoxin level (<math>\leq 1</math> EU/ml, determined by the LAL assay) and are free from azide, to achieve consistent experimental results in functional</p>

assays.

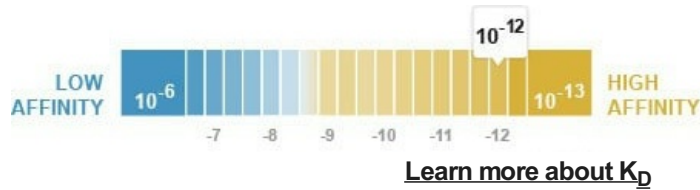
Rat: We have preliminary internal testing data to indicate this antibody may not react with this species. Please contact us for more information.

## 性能

形式 Liquid

存放说明 Shipped at 4°C. Store at +4°C. Do Not Freeze.

解离常数 ( $K_D$ )  $K_D = 3.20 \times 10^{-12}$  M



存储溶液 pH: 7.2  
Constituent: PBS

无载体 是

纯度 Protein A purified

克隆 单克隆

克隆编号 EPR5788

同种型 IgG

## 应用

The Abpromise guarantee **Abpromise™**承诺保证使用ab221214于以下的经测试应用

“应用说明”部分 下显示的仅为推荐的起始稀释度;实际最佳的稀释度/浓度应由使用者检定。

应用	Ab评论	说明
WB		Use at an assay dependent concentration.
IHC-P		Use at an assay dependent concentration. Perform heat mediated antigen retrieval before commencing with IHC staining protocol. See <a href="#">IHC antigen retrieval protocols</a> .

应用说明 Is unsuitable for Flow Cyt (Intra) or ICC/IF.

## 靶标

功能 Integrin alpha-2/beta-1 is a receptor for laminin, collagen, collagen C-propeptides, fibronectin and E-cadherin. It recognizes the proline-hydroxylated sequence G-F-P-G-E-R in collagen. It is responsible for adhesion of platelets and other cells to collagens, modulation of collagen and collagenase gene expression, force generation and organization of newly synthesized extracellular matrix.

## 序列相似性

Belongs to the integrin alpha chain family.

Contains 7 FG-GAP repeats.

Contains 1 VWFA domain.

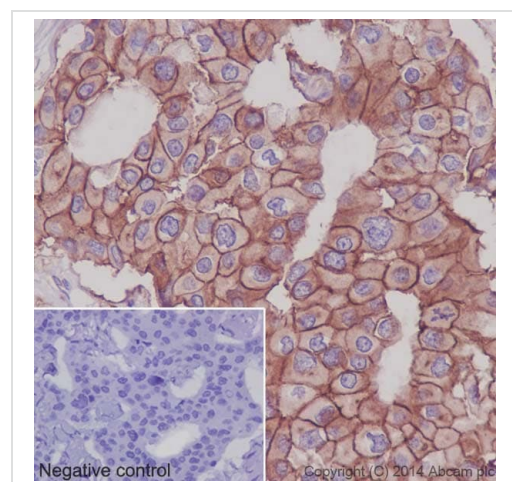
## 结构域

The integrin I-domain (insert) is a VWFA domain. Integrins with I-domains do not undergo protease cleavage.

## 细胞定位

Membrane.

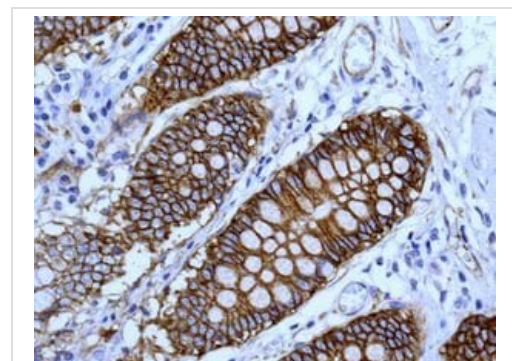
## 图片



Immunohistochemistry (Formalin/PFA-fixed paraffin-embedded sections) - Anti-Integrin alpha 2 antibody [EPR5788] - Low endotoxin, Azide free (ab221214)

Immunohistochemistry (Formalin/PFA-fixed paraffin-embedded sections) analysis of human breast carcinoma tissue labelling Integrin alpha 2 with purified **ab133557** at 1/500. Heat mediated antigen retrieval was performed using Tris/EDTA buffer pH 9. **ab97051**, a HRP-conjugated goat anti-rabbit IgG (H+L) was used as the secondary antibody (1/500). Negative control using PBS instead of primary antibody. Counterstained with hematoxylin.

This data was developed using the same antibody clone in a different buffer formulation containing PBS, BSA, glycerol, and sodium azide (**ab133557**).

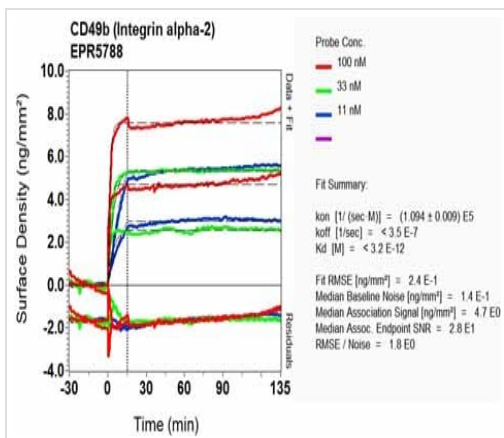


Immunohistochemistry (Formalin/PFA-fixed paraffin-embedded sections) - Anti-Integrin alpha 2 antibody [EPR5788] - Low endotoxin, Azide free (ab221214)

Immunohistochemistry (Formalin/PFA-fixed paraffin-embedded sections) analysis of human colon tissue labelling Integrin alpha 2 with unpurified **ab133557** at 1/250.

This data was developed using the same antibody clone in a different buffer formulation containing PBS, BSA, glycerol, and sodium azide (**ab133557**).

Perform heat mediated antigen retrieval before commencing with IHC staining protocol.



SPR Scanning - Anti-Integrin alpha 2 antibody  
[EPR5788] - Low endotoxin, Azide free (ab221214)

Equilibrium dissociation constant ( $K_D$ )

Learn more about  $K_D$

[Click here to learn more about  \$K\_D\$](#)

This data was developed using the same antibody clone in a different buffer formulation containing PBS, BSA, glycerol, and sodium azide ([ab133557](#)).

### Why choose a recombinant antibody?



**Research with confidence**  
Consistent and reproducible results



**Long-term and scalable supply**  
Recombinant technology



**Success from the first experiment**  
Confirmed specificity



**Ethical standards compliant**  
Animal-free production

Anti-Integrin alpha 2 antibody [EPR5788] - Low endotoxin, Azide free (ab221214)

**Please note:** All products are "FOR RESEARCH USE ONLY. NOT FOR USE IN DIAGNOSTIC PROCEDURES"

### Our Promise to you: Quality guaranteed and expert technical support

- Replacement or refund for products not performing as stated on the datasheet
- Valid for 12 months from date of delivery
- Response to your inquiry within 24 hours
- We provide support in Chinese, English, French, German, Japanese and Spanish
- Extensive multi-media technical resources to help you

- We investigate all quality concerns to ensure our products perform to the highest standards

If the product does not perform as described on this datasheet, we will offer a refund or replacement. For full details of the Abpromise, please visit <https://www.abcam.cn/abpromise> or contact our technical team.

### **Terms and conditions**

---

- Guarantee only valid for products bought direct from Abcam or one of our authorized distributors