




Anti-IL-17F antibody ab168194

[1 References](#) [2 图像](#)

概述

产品名称	Anti-IL-17F抗体
描述	小鼠多克隆抗体to IL-17F
宿主	Mouse
经测试应用	适用于: WB, IHC-P
种属反应性	与反应: Human 预测可用于: Rhesus monkey 
免疫原	Recombinant full length protein within Human IL-17F aa 1-200. The exact immunogen sequence used to generate this antibody is proprietary information. If additional detail on the immunogen is needed to determine the suitability of the antibody for your needs, please contact our Scientific Support team to discuss your requirements. Database link: NP_443104.1  Run BLAST with  Run BLAST with
阳性对照	IL17F transfected 293T cell lysate; Human small intestine tissue.
常规说明	<p>The Life Science industry has been in the grips of a reproducibility crisis for a number of years. Abcam is leading the way in addressing this with our range of recombinant monoclonal antibodies and knockout edited cell lines for gold-standard validation. Please check that this product meets your needs before purchasing.</p> <p>If you have any questions, special requirements or concerns, please send us an inquiry and/or contact our Support team ahead of purchase. Recommended alternatives for this product can be found below, along with publications, customer reviews and Q&As</p>

性能

形式	Liquid
存放说明	Shipped at 4°C. Store at +4°C short term (1-2 weeks). Upon delivery aliquot. Store at -20°C long term.
存储溶液	pH: 7.4 Constituent: 99% PBS
纯度	Protein A purified
克隆	多克隆
同种型	IgG

应用

The Abpromise guarantee **Abpromise™**承诺保证使用ab168194于以下的经测试应用

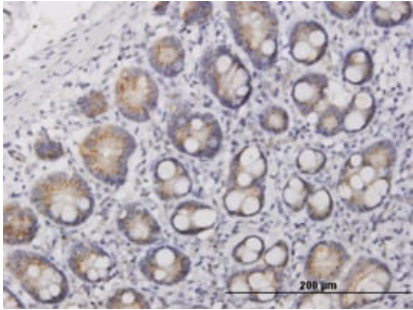
“应用说明”部分 下显示的仅为推荐的起始稀释度;实际最佳的稀释度/浓度应由使用者检定。

应用	Ab评论	说明
WB		Use a concentration of 1 µg/ml. Predicted molecular weight: 18 kDa.
IHC-P		Use a concentration of 3 µg/ml. Perform heat mediated antigen retrieval with citrate buffer pH 6 before commencing with IHC staining protocol.

靶标

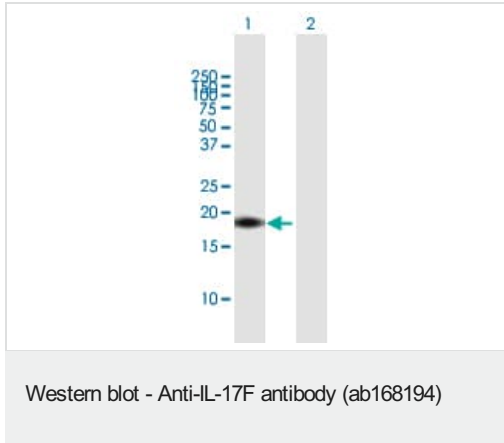
功能	Ligand for IL17RA and IL17RC (PubMed:17911633). The heterodimer formed by IL17A and IL17F is a ligand for the heterodimeric complex formed by IL17RA and IL17RC (PubMed:18684971). Involved in stimulating the production of other cytokines such as IL6, IL8 and CSF2, and in regulation of cartilage matrix turnover (PubMed:11591732, PubMed:11591768, PubMed:11574464). Also involved in stimulating the proliferation of peripheral blood mononuclear cells and T-cells and in inhibition of angiogenesis (PubMed:11591732). Plays a role in the induction of neutrophilia in the lungs and in the exacerbation of antigen-induced pulmonary allergic inflammation.
组织特异性	Expressed in activated, but not resting, CD4+ T-cells and activated monocytes.
疾病相关	Candidiasis, familial, 6
序列相似性	Belongs to the IL-17 family.
细胞定位	Secreted.

图片



Immunohistochemical analysis of formalin fixed, paraffin embedded Human small intestine tissue labeling IL17F with ab168194 at 3 µg/ml.

Immunohistochemistry (Formalin/PFA-fixed paraffin-embedded sections) - Anti-IL-17F antibody (ab168194)



All lanes : Anti-IL-17F antibody (ab168194) at 1 µg/ml

Lane 1 : IL17F transfected 293T cell lysate

Lane 2 : Non-transfected 293T cell lysate

Lysates/proteins at 15 µl per lane.

Secondary

All lanes : Goat Anti-Mouse IgG (H&L)-HRP at 1/2500 dilution

Developed using the ECL technique.

Predicted band size: 18 kDa

Please note: All products are "FOR RESEARCH USE ONLY. NOT FOR USE IN DIAGNOSTIC PROCEDURES"

Our Abpromise to you: Quality guaranteed and expert technical support

- Replacement or refund for products not performing as stated on the datasheet
- Valid for 12 months from date of delivery
- Response to your inquiry within 24 hours
- We provide support in Chinese, English, French, German, Japanese and Spanish
- Extensive multi-media technical resources to help you
- We investigate all quality concerns to ensure our products perform to the highest standards

If the product does not perform as described on this datasheet, we will offer a refund or replacement. For full details of the Abpromise, please visit <https://www.abcam.cn/abpromise> or contact our technical team.

Terms and conditions

- Guarantee only valid for products bought direct from Abcam or one of our authorized distributors