


Anti-ID3 antibody ab41834

★★★★★ 1 Abreviews 7 References 2 图像

概述	
产品名称	Anti-ID3抗体
描述	兔多克隆抗体to ID3
宿主	Rabbit
特异性	From Jan 2024, QC testing of replenishment batches of this polyclonal changed. All tested and expected application and reactive species combinations are still covered by our Abcam product promise. However, we no longer test all applications. For more information on a specific batch, please contact our Scientific Support who will be happy to help.
经测试应用	适用于: ICC/IF, IHC-P
种属反应性	与反应: Human 预测可用于: Mouse 
免疫原	Synthetic peptide corresponding to Human ID3 (C terminal).
常规说明	<p>This product is FOR RESEARCH USE ONLY. For commercial use, please contact partnerships@abcam.com.</p> <p>The Life Science industry has been in the grips of a reproducibility crisis for a number of years. Abcam is leading the way in addressing this with our range of recombinant monoclonal antibodies and knockout edited cell lines for gold-standard validation. Please check that this product meets your needs before purchasing.</p> <p>If you have any questions, special requirements or concerns, please send us an inquiry and/or contact our Support team ahead of purchase. Recommended alternatives for this product can be found below, along with publications, customer reviews and Q&As</p>
性能	
形式	Liquid
存放说明	Shipped at 4°C. Upon delivery aliquot and store at -20°C. Avoid freeze / thaw cycles.
存储溶液	pH: 7.60 Preservative: 0.1% Sodium azide Constituents: PBS, 1% BSA
纯度	Immunogen affinity purified
克隆	多克隆

同种型

IgG

应用

The Abpromise guarantee

Abpromise™承诺保证使用ab41834于以下的经测试应用

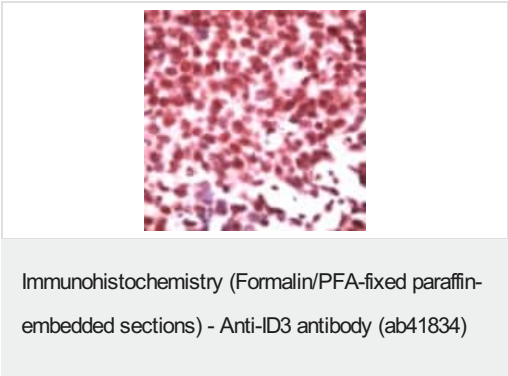
“应用说明”部分 下显示的仅为推荐的起始稀释度;实际最佳的稀释度/浓度应由使用者检定。

应用	Ab评论	说明
ICC/IF		Use a concentration of 1 µg/ml.
IHC-P	★★★★★ (1)	1/50. Perform heat mediated antigen retrieval before commencing with IHC staining protocol.

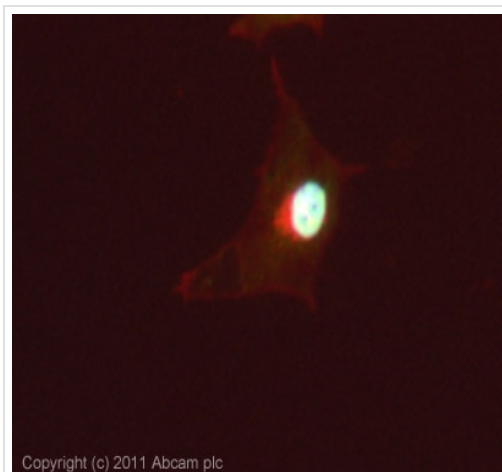
靶标

功能	ID (inhibitor of DNA binding) HLH proteins lack a basic DNA-binding domain but are able to form heterodimers with other HLH proteins, thereby inhibiting DNA binding. ID-3 inhibits the binding of E2A-containing protein complexes to muscle creatine kinase E-box enhancer. May inhibit other transcription factors.
组织特异性	Expressed abundantly in lung, kidney and adrenal gland, but not in adult brain.
序列相似性	Contains 1 basic helix-loop-helix (bHLH) domain.
细胞定位	Nucleus.

图片



Ab41834 staining human ID3 in human breast carcinoma by immunohistochemistry using formalin fixed, paraffin embedded tissue.



Copyright (c) 2011 Abcam plc

Immunocytochemistry/ Immunofluorescence - Anti-ID3 antibody (ab41834)

ICC/IF image of ab41834 stained HeLa cells. The cells were 4% formaldehyde (10 min) and then incubated in 1%BSA / 10% normal goat serum / 0.3M glycine in 0.1% PBS-Tween for 1h to permeabilise the cells and block non-specific protein-protein interactions. The cells were then incubated with the antibody (ab41834, 1µg/ml) overnight at +4°C. The secondary antibody (green) was [ab96899](#) Dylight 488 goat anti-rabbit IgG (H+L) used at a 1/250 dilution for 1h. Alexa Fluor® 594 WGA was used to label plasma membranes (red) at a 1/200 dilution for 1h. DAPI was used to stain the cell nuclei (blue) at a concentration of 1.43µM.

Please note: All products are "FOR RESEARCH USE ONLY. NOT FOR USE IN DIAGNOSTIC PROCEDURES"

Our Abpromise to you: Quality guaranteed and expert technical support

- Replacement or refund for products not performing as stated on the datasheet
- Valid for 12 months from date of delivery
- Response to your inquiry within 24 hours
- We provide support in Chinese, English, French, German, Japanese and Spanish
- Extensive multi-media technical resources to help you
- We investigate all quality concerns to ensure our products perform to the highest standards

If the product does not perform as described on this datasheet, we will offer a refund or replacement. For full details of the Abpromise, please visit <https://www.abcam.cn/abpromise> or contact our technical team.

Terms and conditions

- Guarantee only valid for products bought direct from Abcam or one of our authorized distributors