

Anti-HPV18 E7 antibody [8E2] ab100953

★★★★★ [1 Abreviews](#) [16 References](#) [3 图像](#)

概述

产品名称	Anti-HPV18 E7抗体[8E2]
描述	小鼠单克隆抗体[8E2] to HPV18 E7
宿主	Mouse
经测试应用	适用于: WB, IP, ELISA, ICC/IF
种属反应性	与反应: Human papillomavirus
免疫原	Recombinant full length HPV18 E7 protein
表位	Mapped to amino acids 36-70
阳性对照	WB: U20S, Hela and SiHa cell lysates. ICC/IF: U2OS cells transfected with plasmid expressing HPV18 E7 protein; Hela cells.
常规说明	<p>Monoclonal antibody working titer has to be established practically for each particular antigen and assay format.</p> <p>The Life Science industry has been in the grips of a reproducibility crisis for a number of years. Abcam is leading the way in addressing this with our range of recombinant monoclonal antibodies and knockout edited cell lines for gold-standard validation. Please check that this product meets your needs before purchasing.</p> <p>If you have any questions, special requirements or concerns, please send us an inquiry and/or contact our Support team ahead of purchase. Recommended alternatives for this product can be found below, along with publications, customer reviews and Q&As</p>

性能

形式	Liquid
存放说明	Shipped at 4°C. Upon delivery aliquot and store at -20°C or -80°C. Avoid repeated freeze / thaw cycles.
存储溶液	<p>pH: 7.40</p> <p>Preservative: 0.1% Sodium azide</p> <p>Constituent: PBS</p>
纯度	Protein G purified
克隆	单克隆
克隆编号	8E2

应用

The Abpromise guarantee

Abpromise™承诺保证使用ab100953于以下的经测试应用

“应用说明”部分 下显示的仅为推荐的起始稀释度;实际最佳的稀释度/浓度应由使用者检定。

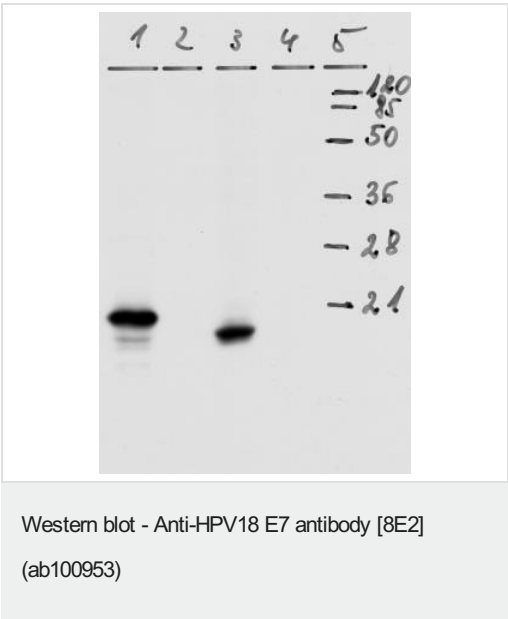
应用	Ab评论	说明
WB	★★★★★ (1)	1/1000. Predicted molecular weight: 12 kDa.
IP		1/500.
ELISA		1/128000.
ICC/IF		Use at an assay dependent dilution.

靶标

相关性

Human papillomaviruses (HPV) are small DNA viruses which infect epithelia of the skin and mucosa. Over 90 types have been identified and they mostly cause a variety of benign lesions such as warts and verrucae. However, some subtypes, notably types 16 and 18, 31 and 33, have been confirmed as agents which cause cervical cancer. Human Papillomavirus (HPV) E2 proteins are the major viral regulators of transcription and replication during the viral life cycle.

图片



All lanes : Anti-HPV18 E7 antibody [8E2] (ab100953) at 1/1000 dilution

Lane 1 : lysate of U20S cells with plasmid expressing E7 protein

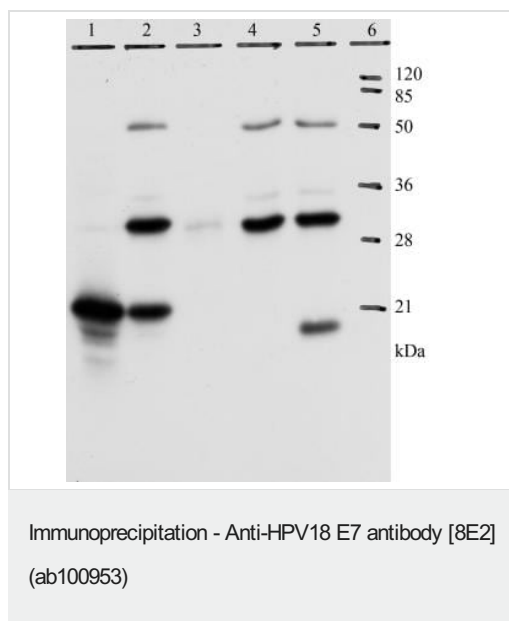
Lane 2 : plain U20S lysate

Lane 3 : Hela lysate. HeLa cells containing HPV-18 genome sequences expressing HPV E6 and E7 proteins.

Lane 4 : SiHa lysate

Lane 5 : Marker

Predicted band size: 12 kDa



IP analysis of HPV18 E7 protein using ab100953 at 1/500:

Lane 1: detection of E7 protein in lysate of U2OS cells

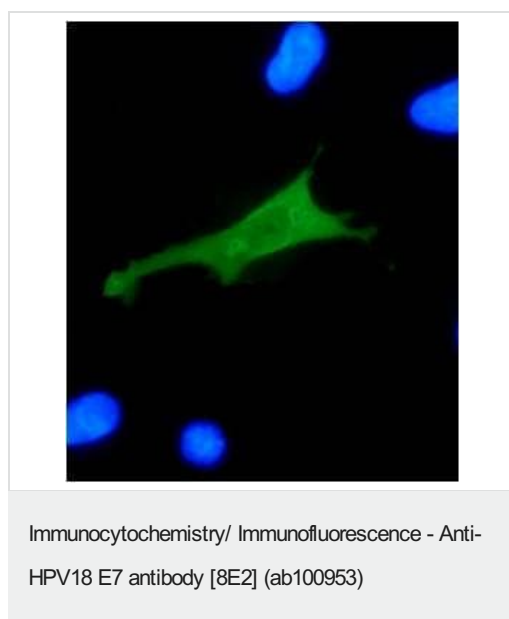
Lane 2: the lower band is precipitated E7, upper bands are light and heavy chain of antibody

Lane 3: precipitation without ab100953

Lane 4: IP exp. with plain U2OS cells

Lane 5: IP exp. with non-transfected HeLa cells. Lower band corresponds to native HPV-18 E7 protein expressed by HPV-18 genome expressed in HeLa cells.

Lane 6: marker.



Immunofluorescent (IF) analysis of HPV18 E7 protein in U2OS cells.

IF was carried out with U2OS cells transfected with plasmid expressing HPV18 E7 protein. All the nuclei were stained by DAPI.

Green color represents nucleus localized HPV18 E7 detected by ab100953. IF analysis of E7 protein shows similar result also in HeLa cells.

Please note: All products are "FOR RESEARCH USE ONLY. NOT FOR USE IN DIAGNOSTIC PROCEDURES"

Our Abpromise to you: Quality guaranteed and expert technical support

- Replacement or refund for products not performing as stated on the datasheet
- Valid for 12 months from date of delivery
- Response to your inquiry within 24 hours
- We provide support in Chinese, English, French, German, Japanese and Spanish
- Extensive multi-media technical resources to help you
- We investigate all quality concerns to ensure our products perform to the highest standards

If the product does not perform as described on this datasheet, we will offer a refund or replacement. For full details of the Abpromise, please visit <https://www.abcam.cn/abpromise> or contact our technical team.

Terms and conditions

- Guarantee only valid for products bought direct from Abcam or one of our authorized distributors