

Anti-GCSF Receptor antibody ab126167

6 References [3 图像](#)

概述

产品名称	Anti-GCSF Receptor抗体
描述	兔多克隆抗体to GCSF Receptor
宿主	Rabbit
经测试应用	适用于: WB, IHC-P, ICC/IF
种属反应性	与反应: Human
免疫原	Recombinant fragment, corresponding to a region within internal sequence amino acids 164-392 of Human GCSF Receptor (UniProt Q99062).
阳性对照	IHC-P: Human breast carcinoma tissue. IF: THP-1 cells.
常规说明	<p>The Life Science industry has been in the grips of a reproducibility crisis for a number of years. Abcam is leading the way in addressing this with our range of recombinant monoclonal antibodies and knockout edited cell lines for gold-standard validation. Please check that this product meets your needs before purchasing.</p> <p>If you have any questions, special requirements or concerns, please send us an inquiry and/or contact our Support team ahead of purchase. Recommended alternatives for this product can be found below, along with publications, customer reviews and Q&As</p>

性能

形式	Liquid
存放说明	Shipped at 4°C. Upon delivery aliquot. Store at -20°C or -80°C. Avoid freeze / thaw cycle.
存储溶液	<p>pH: 7.00</p> <p>Preservative: 0.025% Proclin 300</p> <p>Constituents: 79% PBS, 20% Glycerol (glycerin, glycerine)</p>
纯度	Immunogen affinity purified
克隆	多克隆
同种型	IgG

应用

The Abpromise guarantee

Abpromise™ 承诺保证使用ab126167于以下的经测试应用

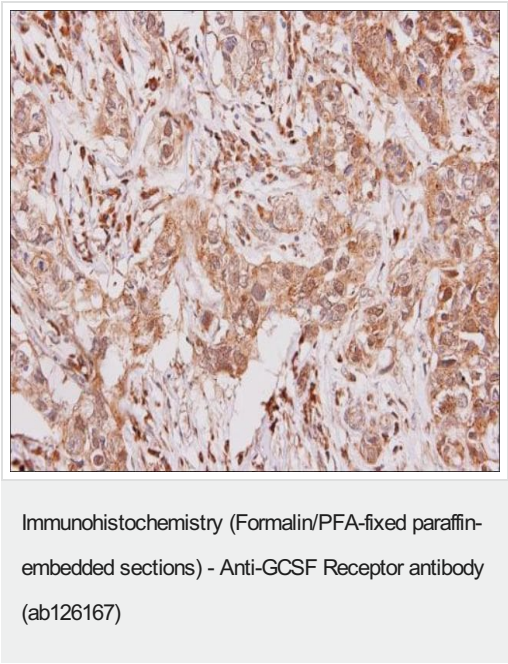
“应用说明”部分 下显示的仅为推荐的起始稀释度;实际最佳的稀释度/浓度应由使用者检定。

应用	Ab评论	说明
WB		1/500 - 1/3000. Predicted molecular weight: 92 kDa.
IHC-P		1/100 - 1/500. Perform heat mediated antigen retrieval before commencing with IHC staining protocol.
ICC/IF		1/100 - 1/500.

靶标

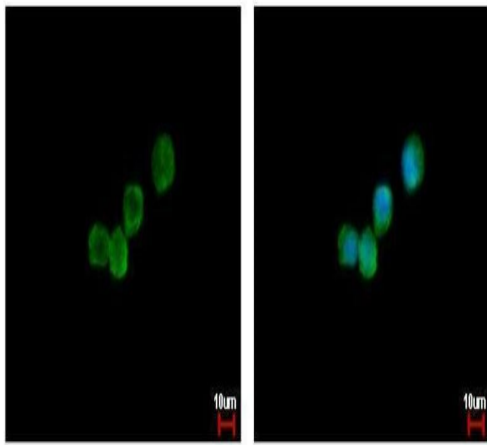
功能	Receptor for granulocyte colony-stimulating factor (CSF3), essential for granulocytic maturation. Plays a crucial role in the proliferation, differentiation and survival of cells along the neutrophilic lineage. In addition it may function in some adhesion or recognition events at the cell surface.
组织特异性	One or several isoforms have been found in myelogenous leukemia cell line KG-1, leukemia U-937 cell line, in bone marrow cells, placenta, and peripheral blood granulocytes. Isoform GCSFR-2 is found only in leukemia U-937 cells. Isoform GCSFR-3 is highly expressed in placenta.
疾病相关	Hereditary neutrophilia
序列相似性	Belongs to the type I cytokine receptor family. Type 2 subfamily. Contains 5 fibronectin type-III domains. Contains 1 Ig-like C2-type (immunoglobulin-like) domain.
结构域	The WSXWS motif appears to be necessary for proper protein folding and thereby efficient intracellular transport and cell-surface receptor binding. The box 1 motif is required for JAK interaction and/or activation.
细胞定位	Secreted and Cell membrane.

图片



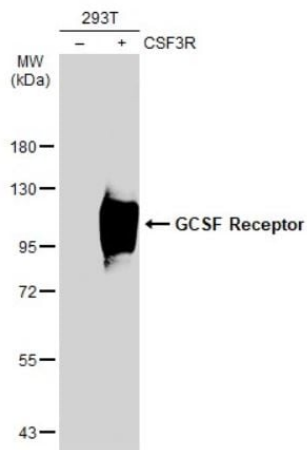
Formalin-fixed, paraffin embedded human breast carcinoma tissue stained for GCSF receptor using ab126167 at 1/250 dilution in immunohistochemical analysis,

Antigen Retrieval: EDTA based, pH 8.0 buffer, 15min



Immunocytochemistry/ Immunofluorescence - Anti-GCSF Receptor antibody (ab126167)

Immunofluorescence analysis of THP-1 (human monocytic leukemia cell line) cells labeling GCSF (green) using ab126167 at 1/500 dilution. Blue: Hoechst 33342 staining. Sample: THP-1 cells were fixed in 4% paraformaldehyde at RT for 15 min.



Western blot - Anti-GCSF Receptor antibody (ab126167)

All lanes : Anti-GCSF Receptor antibody (ab126167) at 1/500 dilution

Lane 1 : Non-transfected HEK-293T (human epithelial cell line from embryonic kidney transformed with large T antigen) whole cell lysate

Lane 2 : Transfected HEK-293T whole cell lysate

Lysates/proteins at 30 µg per lane.

Secondary

All lanes : HRP-conjugated anti-rabbit IgG antibody

Predicted band size: 92 kDa

7.5% SDS-PAGE

Please note: All products are "FOR RESEARCH USE ONLY. NOT FOR USE IN DIAGNOSTIC PROCEDURES"

Our Abpromise to you: Quality guaranteed and expert technical support

- Replacement or refund for products not performing as stated on the datasheet
- Valid for 12 months from date of delivery
- Response to your inquiry within 24 hours
- We provide support in Chinese, English, French, German, Japanese and Spanish
- Extensive multi-media technical resources to help you
- We investigate all quality concerns to ensure our products perform to the highest standards

If the product does not perform as described on this datasheet, we will offer a refund or replacement. For full details of the Abpromise, please visit <https://www.abcam.cn/abpromise> or contact our technical team.

Terms and conditions

- Guarantee only valid for products bought direct from Abcam or one of our authorized distributors