




Anti-GABA Transporter 2 antibody ab229815

1 References **4 图像**

概述

产品名称	Anti-GABA Transporter 2抗体
描述	兔多克隆抗体to GABA Transporter 2
宿主	Rabbit
经测试应用	适用于: WB, ICC/IF, IHC-P
种属反应性	与反应: Mouse, Human 预测可用于: Cynomolgus monkey 
免疫原	Recombinant fragment corresponding to Human GABA Transporter 2 aa 1-100. Database link: Q9NSD5 <div>  Run BLAST with  Run BLAST with </div>
阳性对照	WB: Mouse heart, brain and kidney lysates. IHC-P: Human testis and kidney tissues. ICC/IF: A549 cells.
常规说明	<p>The Life Science industry has been in the grips of a reproducibility crisis for a number of years. Abcam is leading the way in addressing this with our range of recombinant monoclonal antibodies and knockout edited cell lines for gold-standard validation. Please check that this product meets your needs before purchasing.</p> <p>If you have any questions, special requirements or concerns, please send us an inquiry and/or contact our Support team ahead of purchase. Recommended alternatives for this product can be found below, along with publications, customer reviews and Q&As</p>

性能

形式	Liquid
存放说明	Shipped at 4°C. Store at +4°C short term (1-2 weeks). Upon delivery aliquot. Store at -20°C long term. Avoid freeze / thaw cycle.
存储溶液	pH: 7.40 Preservative: 0.03% Proclin 300 Constituents: PBS, 50% Glycerol (glycerin, glycerine)
纯度	Protein G purified
纯化说明	Purity >95%.
克隆	多克隆

同种型IgG

应用

The Abpromise guarantee **Abpromise™**承诺保证使用ab229815于以下的经测试应用

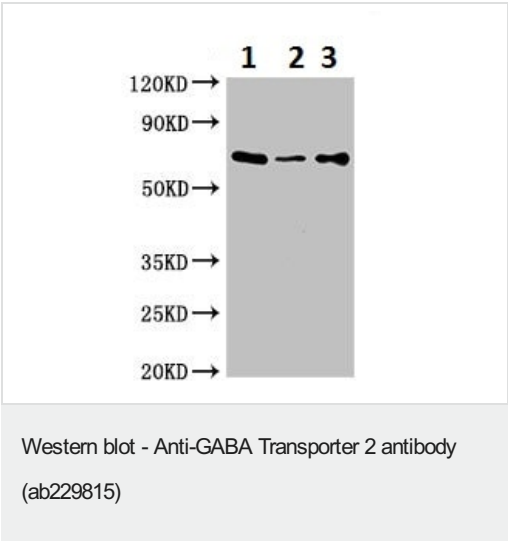
“应用说明”部分 下显示的仅为推荐的起始稀释度;实际最佳的稀释度/浓度应由使用者检定。

应用	Ab评论	说明
WB		1/500 - 1/5000. Detects a band of approximately 69 kDa (predicted molecular weight: 68 kDa).
ICC/IF		1/50 - 1/200.
IHC-P		1/20 - 1/200.

靶标

功能	Sodium-dependent GABA and taurine transporter. In presynaptic terminals, regulates GABA signaling termination through GABA uptake. May also be involved in beta-alanine transport.
组织特异性	Expressed in brain, kidney, lung, liver and testis.
序列相似性	Belongs to the sodium:neurotransmitter symporter (SNF) (TC 2.A.22) family. SLC6A13 subfamily.
细胞定位	Cell membrane.

图片

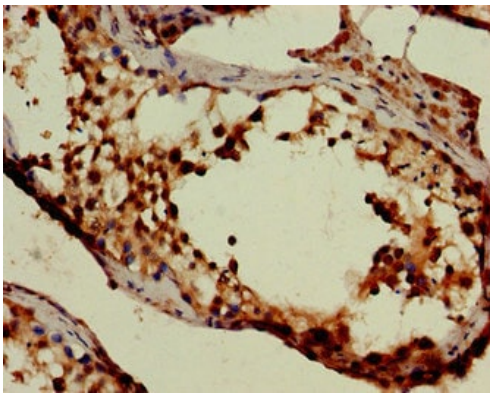


All lanes : Anti-GABA Transporter 2 antibody (ab229815) at 1/500 dilution

- Lane 1** : Mouse heart lysate
- Lane 2** : Mouse brain lysate
- Lane 3** : Mouse kidney lysate

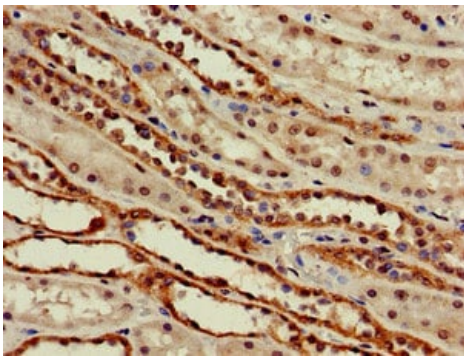
Secondary
All lanes : Goat anti-rabbit IgG at 1/50000 dilution

Predicted band size: 68 kDa
Observed band size: 69 kDa



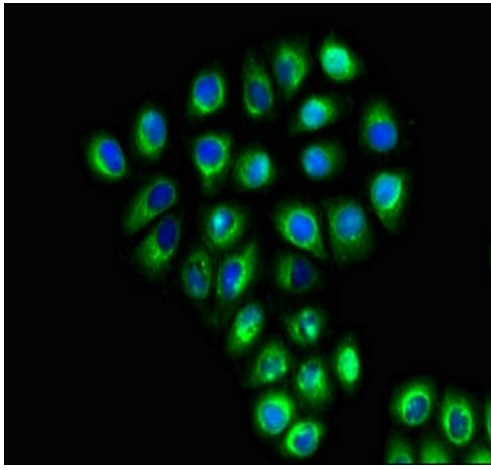
Paraffin-embedded human testis tissue stained for GABA Transporter 2 using ab229815 at 1/100 dilution in immunohistochemical analysis.

Immunohistochemistry (Formalin/PFA-fixed paraffin-embedded sections) - Anti-GABA Transporter 2 antibody (ab229815)



Paraffin-embedded human kidney tissue stained for GABA Transporter 2 using ab229815 at 1/100 dilution in immunohistochemical analysis.

Immunohistochemistry (Formalin/PFA-fixed paraffin-embedded sections) - Anti-GABA Transporter 2 antibody (ab229815)



Immunocytochemistry/ Immunofluorescence - Anti-GABA Transporter 2 antibody (ab229815)

A549 (human lung carcinoma cell line) cells stained for GABA Transporter 2 (green) using ab229815 at 1/100 dilution in ICC/IF, followed by Alexa Fluor 488[®] conjugated Goat Anti-Rabbit IgG (H+L).

Please note: All products are "FOR RESEARCH USE ONLY. NOT FOR USE IN DIAGNOSTIC PROCEDURES"

Our Abpromise to you: Quality guaranteed and expert technical support

- Replacement or refund for products not performing as stated on the datasheet
- Valid for 12 months from date of delivery
- Response to your inquiry within 24 hours
- We provide support in Chinese, English, French, German, Japanese and Spanish
- Extensive multi-media technical resources to help you
- We investigate all quality concerns to ensure our products perform to the highest standards

If the product does not perform as described on this datasheet, we will offer a refund or replacement. For full details of the Abpromise, please visit <https://www.abcam.cn/abpromise> or contact our technical team.

Terms and conditions

- Guarantee only valid for products bought direct from Abcam or one of our authorized distributors