




### Anti-FOXG1 antibody ab3394

★☆☆☆☆ [1 Abreviews](#) [3 References](#) [3 图像](#)

#### 概述

产品名称	Anti-FOXG1抗体
描述	山羊多克隆抗体to FOXG1
宿主	Goat
特异性	This antibody will recognise both human FOXG1A and FOXG1B, which are almost completely identical.
经测试应用	<b>适用于:</b> Flow Cyt, WB
种属反应性	<b>与反应:</b> Human <b>预测可用于:</b> Rat 
免疫原	Synthetic peptide corresponding to Human FOXG1 aa 457-469 (C terminal). Sequence: C-HQNQGSSSNPLIH  Database link: <b>P55316</b> (Peptide available as <b>ab22945</b> ) <div>  <a href="#">Run BLAST with</a>  <a href="#">Run BLAST with</a> </div>
阳性对照	WB: U251 cell lysate, Human cerebellum and cerebral cortex tissue lysates Flow Cyt: U251 cells
常规说明	<p>The Life Science industry has been in the grips of a reproducibility crisis for a number of years. Abcam is leading the way in addressing this with our range of recombinant monoclonal antibodies and knockout edited cell lines for gold-standard validation. Please check that this product meets your needs before purchasing.</p> <p>If you have any questions, special requirements or concerns, please send us an inquiry and/or contact our Support team ahead of purchase. Recommended alternatives for this product can be found below, along with publications, customer reviews and Q&amp;As</p>

#### 性能

形式	Liquid
存放说明	Shipped at 4°C. Upon delivery aliquot and store at -20°C or -80°C. Avoid repeated freeze / thaw cycles.
存储溶液	pH: 7.30 Constituents: Tris buffered saline, 0.5% BSA

纯度	Immunogen affinity purified
纯化说明	Purified from goat serum by ammonium sulphate precipitation followed by antigen affinity chromatography using the immunizing peptide.
克隆	多克隆
同种型	IgG

应用

The Abpromise guarantee      **Abpromise™**承诺保证使用ab3394于以下的经测试应用

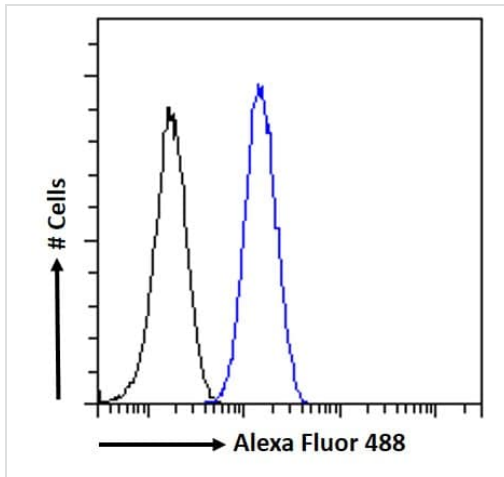
“应用说明”部分 下显示的仅为推荐的起始稀释度;实际最佳的稀释度/浓度应由使用者检定。

应用	Ab评论	说明
Flow Cyt		Use a concentration of 10 µg/ml.
WB		Use a concentration of 0.3 - 1 µg/ml. Detects a band of approximately 48 kDa (predicted molecular weight: 54 kDa). A 1 hour primary incubation is recommended for this product. The additional unknown band at 70kDa was successfully blocked with the immunising peptide.

靶标


功能	Transcription repression factor which plays an important role in the establishment of the regional subdivision of the developing brain and in the development of the telencephalon.
组织特异性	Expression is restricted to the neurons of the developing telencephalon.
疾病相关	Defects in FOXC1 are the cause of congenital variant of Rett syndrome (RTTCV) [MIM:613454]. RTTCV is a severe neurodevelopmental disorder with features of classic Rett syndrome but earlier onset in the first months of life. Clinical features include progressive microcephaly, hypotonia, irresponsiveness and irritability in the neonatal period, mental retardation, psychomotor regression and stereotypical movements.
序列相似性	Contains 1 fork-head DNA-binding domain.
细胞定位	Nucleus.

图片



Flow Cytometry - Anti-FOXG1 antibody (ab3394)

Flow cytometric analysis of paraformaldehyde fixed U251 cells (blue line), permeabilized with 0.5% Triton. Primary incubation 1hr (10 $\mu$ g/mL) followed by Alexa Fluor 488 secondary antibody (1 $\mu$ g/mL). IgG control: Unimmunized goat IgG (black line) followed by Alexa Fluor 488 secondary antibody.




Western blot - Anti-FOXG1 antibody (ab3394)

Anti-FOXG1 antibody (ab3394) at 1  $\mu$ g/ml + U251 cell lysate at 35  $\mu$ g

**Predicted band size:** 54 kDa

Detected by chemiluminescence.



**All lanes :** Anti-FOXG1 antibody (ab3394) at 0.5 µg/ml

**Lane 1 :** Human Cerebellum tissue lysate

**Lane 2 :** Cerebral Cortex tissue lysate

Lysates/proteins at 35 µg per lane.

**Predicted band size:** 54 kDa

Detected by chemiluminescence.

**Please note:** All products are "FOR RESEARCH USE ONLY. NOT FOR USE IN DIAGNOSTIC PROCEDURES"

### Our Abpromise to you: Quality guaranteed and expert technical support

---

- Replacement or refund for products not performing as stated on the datasheet
- Valid for 12 months from date of delivery
- Response to your inquiry within 24 hours
- We provide support in Chinese, English, French, German, Japanese and Spanish
- Extensive multi-media technical resources to help you
- We investigate all quality concerns to ensure our products perform to the highest standards

If the product does not perform as described on this datasheet, we will offer a refund or replacement. For full details of the Abpromise, please visit <https://www.abcam.cn/abpromise> or contact our technical team.

### Terms and conditions

---

- Guarantee only valid for products bought direct from Abcam or one of our authorized distributors