




Anti-FOXD1/BF-2 antibody ab129324

★★★★★ [1 Abreviews](#) [4 References](#) [1 图像](#)

概述

产品名称	Anti-FOXD1/BF-2抗体
描述	山羊多克隆抗体to FOXD1/BF-2
宿主	Goat
经测试应用	适用于: IHC-P
种属反应性	与反应: Human 预测可用于: Mouse, Rat 
免疫原	Synthetic peptide corresponding to Human FOXD1/BF-2 aa 453-465 (C terminal). Sequence: SSVENFTARISNC Database link: NP_004463.1  Run BLAST with  Run BLAST with
阳性对照	Human Kidney tissue.
常规说明	<p>The Life Science industry has been in the grips of a reproducibility crisis for a number of years. Abcam is leading the way in addressing this with our range of recombinant monoclonal antibodies and knockout edited cell lines for gold-standard validation. Please check that this product meets your needs before purchasing.</p> <p>If you have any questions, special requirements or concerns, please send us an inquiry and/or contact our Support team ahead of purchase. Recommended alternatives for this product can be found below, along with publications, customer reviews and Q&As</p>
性能	
形式	Liquid
存放说明	Shipped at 4°C. Upon delivery aliquot and store at -20°C. Avoid freeze / thaw cycles.
存储溶液	pH: 7.30 Preservative: 0.02% Sodium azide Constituents: 99% Tris buffered saline, 0.5% BSA
纯度	Immunogen affinity purified
克隆	多克隆

同种型

IgG

应用

The Abpromise guarantee

Abpromise™ 承诺保证使用 ab129324 于以下的经测试应用

“应用说明”部分 下显示的仅为推荐的起始稀释度；实际最佳的稀释度/浓度应由使用者检定。

应用	Ab评论	说明
IHC-P	★★★★★ (1)	Use a concentration of 2.5 - 3.75 µg/ml. Perform heat mediated antigen retrieval with citrate buffer pH 6 before commencing with IHC staining protocol.

靶标

功能

Transcription factor required for formation of positional identity in the developing retina, regionalization of the optic chiasm and morphogenesis of the kidney. Can neuralize ectodermal cells directly.

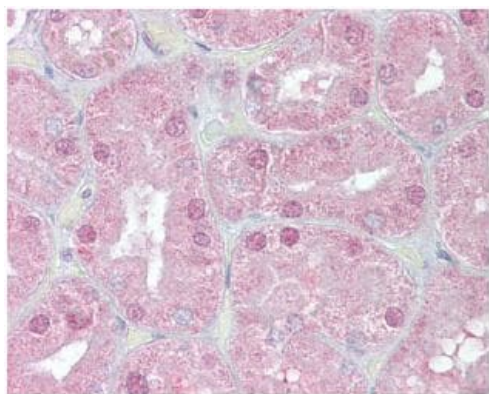
序列相似性

Contains 1 fork-head DNA-binding domain.

细胞定位

Nucleus.

图片



ab129324, at 2.5 µg/ml, staining FOXD1/BF-2 in formalin-fixed, paraffin-embedded Human kidney tissue by Immunohistochemistry.

Immunohistochemistry (Formalin/PFA-fixed paraffin-embedded sections) - Anti-FOXD1/BF-2 antibody (ab129324)

Please note: All products are "FOR RESEARCH USE ONLY. NOT FOR USE IN DIAGNOSTIC PROCEDURES"

Our Abpromise to you: Quality guaranteed and expert technical support

- Replacement or refund for products not performing as stated on the datasheet
- Valid for 12 months from date of delivery

- Response to your inquiry within 24 hours
- We provide support in Chinese, English, French, German, Japanese and Spanish
- Extensive multi-media technical resources to help you
- We investigate all quality concerns to ensure our products perform to the highest standards

If the product does not perform as described on this datasheet, we will offer a refund or replacement. For full details of the Abpromise, please visit <https://www.abcam.cn/abpromise> or contact our technical team.

Terms and conditions

- Guarantee only valid for products bought direct from Abcam or one of our authorized distributors